



Administration Office
503/645-6433
Fax 503/629-6301

**Board of Directors Regular Meeting
Wednesday, March 8, 2023
5:30 pm Regular Meeting**

AGENDA

1. Call Regular Meeting to Order
2. Proclamations
 - A. [National Developmental Disabilities Month](#)
 - B. [Women's History Month](#)
3. Audience Time*
4. Board Time
 - A. Committee Liaisons Updates
5. Consent Agenda**
 - A. [Approve: Minutes of February 8, 2023 Regular Board Meeting](#)
 - B. [Approve: Monthly Bills](#)
 - C. [Approve: Monthly Financial Statement](#)
 - D. [Award: Heckman Lane Neighborhood Park & Community Trail Consultant Contract](#)
6. Unfinished Business
 - A. [Update: Strategic Plan Development](#)
 - B. [Approve: 2023 Legislative Update & Resolution Establishing Legislative Advocacy Procedures and Advocacy Priorities](#)
7. New Business
 - A. [Update: District Budget Priority FY23/24 Update: Sustainable Operating and Financial Models – Future Planning](#)
8. Adjourn

The THPRD Board of Director's March 8, 2023 Regular Meeting will be conducted electronically. Live streaming of this meeting will be available at www.youtube.com/watch?v=wQeirCAcFiU and also posted on the district's website at www.thprd.org

*** Audience Time / Public Testimony:** Testimony is being accepted for this meeting via email (written) or virtually via MS Teams (spoken).

If you wish to submit written testimony via email, please do so by 3 pm the day of the meeting to boardofdirectors@thprd.org Testimony received by the deadline will be read into the record during the applicable agenda item, or Audience Time, with a 3-minute time limit.

If you wish to speak during the virtual meeting, please sign up by emailing boardofdirectors@thprd.org by 3 pm the day of the meeting with your name, email address, phone number and testimony topic. You will be provided additional instructions and a link to access the meeting. Testimony will be taken with a 3-minute time limit during the applicable agenda item, or Audience Time.

****Consent Agenda:** Testimony regarding an item on the Consent Agenda will be heard under Audience Time. Consent Agenda items will be approved without discussion unless there is a board member request to discuss a particular Consent Agenda item. The issue separately discussed will be voted on separately.

In compliance with the Americans with Disabilities Act (ADA), this material in an alternate format, or special accommodations for the meeting, will be made available by calling 503-645-6433 at least 48 hours prior to the meeting.



MEMORANDUM

DATE: February 24, 2023
TO: Board of Directors
FROM: Doug Menke, General Manager
RE: Information Regarding the March 8, 2023 Board of Directors Meeting

Agenda Item #2 – Proclamations

A. [National Developmental Disabilities Month](#)

Attached please find a proclamation declaring March as National Developmental Disabilities Month.

B. [National Women’s History Month](#)

Attached please find a proclamation declaring March as National Women’s History Month.

Agenda Item #5 – Consent Agenda

Attached please find the following consent agenda items for your review and approval:

- A. [Approve: Minutes of February 8, 2023 Regular Board Meeting](#)**
- B. [Approve: Monthly Bills](#)**
- C. [Approve: Monthly Financial Statement](#)**
- D. [Award: Heckman Lane Neighborhood Park & Community Trail Consultant Contract](#)**

Agenda Item #6 – Unfinished Business

A. [Strategic Plan Development](#)

Attached please find a memo regarding the development of the district’s Strategic Plan. Aisha Panas, deputy general manager, and Bruce Barbarasch, Nature & Trails manager, will be at your meeting to provide an update and to answer any questions the board may have.

B. [2023 Legislative Update & Resolution Establishing Legislative Advocacy Procedures and Advocacy Priorities](#)

Attached please find a proposed resolution outlining the district’s procedures for legislative priorities and advocacy efforts. Aisha Panas, deputy general manager, and Kylie Grunow with Meriwether Strategies, will be at your meeting to provide a legislative update and to answer any questions the board may have.

Action Requested: Board of directors’ approval of Resolution No. 2023-03 to establish legislative advocacy procedures and advocacy priorities.

Agenda Item #7 – New Business

A. [District Budget Priority FY23/24 Update: Sustainable Operating and Financial Models – Future Planning](#)

Attached please find a memo noting that staff will present an update on staff’s work on one of the district budget priorities for next fiscal year: Developing Sustainable Operating and Financial Models for the Future.

Other Packet Enclosures

- [Monthly Capital Report](#), [Bond Capital Report](#) & [System Development Charge Report](#)



TUALATIN HILLS PARK & RECREATION DISTRICT

PROCLAMATION

By the Board of Directors

WHEREAS, THPRD is committed to serving individuals of all abilities and ensuring the opportunity to play, learn, and enjoy high-quality park and recreation facilities, programs, services, and natural areas; and

WHEREAS, THPRD is dedicated to removing barriers to participation, ensuring meaningful access, and fostering an inclusive culture; and

WHEREAS, THPRD is committed to creating awareness about developmental disabilities, teaching the importance of inclusion within every aspect of life, and to sharing the stories of individuals with a disability to show that a successful life is possible; and

WHEREAS, about one in six children in the U.S. experience one or more developmental disability; and

WHEREAS, THPRD is a leader in Access for All, championing inclusion services for people of all abilities to be able to fully participate in programs and activities;

NOW, THEREFORE, the Board of Directors of the Tualatin Hills Park & Recreation District, do hereby declare the month of March 2023 as

National Developmental Disabilities Month

And do urge all those in the Tualatin Hills Park & Recreation District to support and promote this observance.

Signed this 8th day of March, 2023.

Felicita Montebalanco, President

Barbie Minor, Secretary



TUALATIN HILLS PARK & RECREATION DISTRICT

PROCLAMATION

By the Board of Directors

WHEREAS, the roots of National Women’s History Month began in March 1857 when women from various New York City factories staged a protest over working conditions; and

WHEREAS, women of diverse backgrounds have made historic contributions to the growth and strength of our Nation in countless ways; and

WHEREAS, THPRD exists today because of the pioneering vision and spirit of a female leader, Elsie Stuhr, who in 1953 began a two-year effort that led to the creation of THPRD; and

WHEREAS, because of the persistence and leadership of Elsie Stuhr, a physical education teacher, mother, and wife, who served on the THPRD Board of Directors for 18 years and understood the importance of dedicated park and recreation services we all enjoy today; and

WHEREAS, THPRD has become a nationally accredited award-winning provider of park and recreation services that employs creative, innovative, and hard-working women that are dedicated to our profession; and

WHEREAS, many women lead throughout the district, from the Board of Directors, staff directors, senior managers, and center supervisors, and women are valued dedicated public servants who make THPRD a better organization;

NOW, THEREFORE, the Board of Directors of the Tualatin Hills Park & Recreation District does hereby declare the month of March 2023 as

National Women’s History Month

And do urge all those in the Tualatin Hills Park & Recreation District to support and promote this observance.

Signed this 8th day of March, 2023.

Felicita Monteblanco, President

Barbie Minor, Secretary



Tualatin Hills Park & Recreation District Minutes of a Regular Meeting of the Board of Directors

A meeting of the Tualatin Hills Park & Recreation District Board of Directors was held electronically on Wednesday, February 8, 2023. Executive Session 5:30 pm; Regular Meeting 6:30 pm.

Present:

Felicita Monteblanco	President/Director
Barbie Minor	Secretary/Director
Alfredo Moreno	Secretary Pro-Tempore/Director
Heidi Edwards	Director
Doug Menke	General Manager

Absent:

Tya Ping	Director
----------	----------

Agenda Item #1 – Executive Session (A) Legal (B) Land

President Felicita Monteblanco called executive session to order for the following purposes:

- To conduct deliberations with persons designated by the governing body to negotiate real property transactions; and
- To consult with counsel concerning the legal rights and duties of a public body with regard to current litigation or litigation likely to be filed.

Executive Session is held under authority of ORS 192.660(2)(e) and (h).

President Monteblanco noted that the news media and designated staff may attend executive session. Representatives of the news media were directed not to disclose information discussed during executive session. No final action or final decision may be made in executive session.

Agenda Item #2 – Call Regular Meeting to Order

A Regular Meeting of the Tualatin Hills Park & Recreation District Board of Directors was called to order by President Felicita Monteblanco on Wednesday, February 8, 2023, at 6:30 pm.

Barbie Minor moved that the board of directors amend this evening's agenda to remove item 9B, Resolution Naming New Neighborhood Park at SW Pointer Road. Alfredo Moreno seconded the motion. Roll call proceeded as follows:

Heidi Edwards	Yes
Alfredo Moreno	Yes
Barbie Minor	Yes
Felicita Monteblanco	Yes

The motion was UNANIMOUSLY APPROVED.

Agenda Item #3 – Action Resulting from Executive Session

Alfredo Moreno moved that the board of directors authorize the acquisition of land in the southwest quadrant of the district for the price discussed in executive session, subject to the standard due diligence review and approval by the general manager. Heidi Edwards seconded the motion. Roll call proceeded as follows:

Barbie Minor	Yes
Heidi Edwards	Yes
Alfredo Moreno	Yes
Felicita Monteblanco	Yes

The motion was UNANIMOUSLY APPROVED.

Agenda Item #4 – Proclamation: Black History Month

The board members read into the record a proclamation declaring February as Black History Month. President Monteblanco also provided a brief overview of the activities and events THPRD is hosting in honor of Black History Month.

Agenda Item #5 – Audience Time

There was no public comment received during Audience Time.

Agenda Item #6 – Board Time

A. Committee Liaisons Updates

Heidi Edwards provided the following updates and comments during board time:

- ✓ Attended a training provided by district legal counsel for Fiduciary Committee members, which covered topics such as committee member roles and responsibilities.

Barbie Minor provided the following updates and comments during board time:

- ✓ Attended the PitchBlack event at The Reser supporting and elevating Black entrepreneurs and businesses. THPRD partner, the Beaverton Black Parent Union, was one of the presenters.
- ✓ The most recent Programs & Events Advisory Committee meeting focused on welcoming its new committee members; the next meeting will focus on plans for the coming year.

Alfredo Moreno provided the following updates and comments during board time:

- ✓ Attended the Black History 101 mobile museum at Garden Home Recreation Center and was struck by the role THPRD plays as a community convener.

President Monteblanco provided the following updates and comments during board time:

- ✓ Also attended the PitchBlack event at The Reser and was inspired by the presentations, including one for an app designed to help the Black and Brown communities engage with the outdoors.
- ✓ Provided an update on behalf of board member Tya Ping, who has been actively involved in the FLIP Museum initiative, a nonprofit organization that is working toward opening a new multicultural children’s museum in the greater Portland Metropolitan Area.

Agenda Item #7 – Consent Agenda

Alfredo Moreno moved that the board of directors approve consent agenda items (A) Minutes of January 11, 2023 Regular Board Meeting, (B) Monthly Bills, and (C) Monthly Financial Statement. Heidi Edwards seconded the motion. Roll call proceeded as follows:

Barbie Minor	Yes
Heidi Edwards	Yes
Alfredo Moreno	Yes
Felicita Monteblanco	Yes

The motion was UNANIMOUSLY APPROVED.

Agenda Item #8 – Unfinished Business

A. Comprehensive Plan Update

As stated in the memo included within the board of director’s information packet, staff is seeking board adoption of the 2023 Comprehensive Plan this evening. If adopted, the 2023 Comprehensive Plan will become the 20-year comp plan for the district and will replace the 2013 comp plan update. Updates on the 2023 Comprehensive Plan development process were previously provided at the board’s January, May, September, October and December 2022 meetings. Additionally, throughout December 2022, staff gathered feedback from THPRD advisory committees and leadership staff, as well as external jurisdictional partners such as the City of Beaverton and Washington County.

Aisha Panas, deputy general manager, and Peter Swinton, urban planner, provided an overview of the feedback incorporated into the draft 2023 Comprehensive Plan since the board's last review in December 2022, via a PowerPoint presentation, a copy of which was entered into the record, and offered to answer any questions the board may have.

President Monteblanco commented that she is proud to be associated with the 2023 Comprehensive Plan, which reflects the values of the board throughout. She expressed gratitude to the district staff, past and present, who worked on this important document.

Barbie Minor moved that the board of directors adopt the 2023 Comprehensive Plan. Heidi Edwards seconded the motion. Roll call proceeded as follows:

Alfredo Moreno	Yes
Heidi Edwards	Yes
Barbie Minor	Yes
Felicita Monteblanco	Yes

The motion was UNANIMOUSLY APPROVED.

General Manager Doug Menke recognized the efforts leading up to this evening's adoption and expressed appreciation for the board's engagement throughout the process which resulted in a critical tool for the district as it moves forward.

B. General Manager's Report

The following presentation was provided as listed within the General Manager's Report included in the board of directors' information packet:

- Partnerships with Community Based Organizations
 - Holly Thompson, Communications director, and Lulú Ballesteros, equity & engagement manager, provided an overview of the district's on-going work with community-based organizations and cultural groups, via a PowerPoint presentation, a copy of which was entered into the record.

Doug and the presenters offered to answer any questions the board may have.

The board members offered comments of support and gratitude, referencing the intentionality of these partnerships and community-building approach meshing so well with the board's values.

Alfredo Moreno inquired about the public feedback received regarding this evolution in how the district offers community events.

- ✓ Holly described that the feedback has been overwhelmingly positive; however, at times, comments are received from those who miss the district's former large events, such as Party in the Park. She described the tradeoff in offering one large event, such as Party in the Park, versus being able to offer so many more smaller, targeted events spread out across the district.

If available, Alfredo would like to see any quantitative data being collected on the district's events and these partnerships as this new strategy continues.

Discussion occurred regarding the positive effects of the district's work with community-based organizations in helping them grow, as well as the ways in which these organizations have helped the district grow, such as by reevaluating our standard business practices to become more welcoming and increasing our cultural agility.

Agenda Item #9 – New Business

A. Resolution Amending System Development Charge 5-Year Capital Improvement Plan Update

Gery Keck, Planning manager, provided an overview of the proposed amended system development charge five-year capital improvement plan (SDC CIP) for use in the FY 2023/24 budgeting process, via a PowerPoint presentation, a copy of which was entered into the record, and which included the following information:

- SDC Five-Year CIP Update Process
 - Updated annually
 - Informs the budget process
 - Add or remove projects
 - Align funding and staff capacity
- Project Phasing Approach
 - Three major phases for each project
 - Concept planning
 - Design and permitting
 - Construction
 - More transparent timeline for multi-year developments
- Proposed Project List Updates
 - Added/removed projects
 - Added Fiscal Year 2027/28 Project List
 - Added affordable housing waivers
 - Updated project costs and estimated SDC revenues
 - Retirement of Bonny Slope West and South Cooper Mountain overlay areas
 - Refined anticipated project sequencing within five-year project list

Gery noted that district staff is requesting board approval of a resolution amending the district's SDC five-year CIP and offered to answer any questions the board may have.

- ✓ President Monteblanco thanked Gery for the clear and concise information and opened the floor to a motion.

Alfredo Moreno moved that the board of directors approve Resolution No. 2023-02 amending the district's five-year SDC CIP and approving its use in developing the FY 2023-24 budget. Barbie Minor seconded the motion. Roll call proceeded as follows:

Heidi Edwards Yes
Barbie Minor Yes
Alfredo Moreno Yes
Felicita Monteblanco Yes

The motion was UNANIMOUSLY APPROVED.

Agenda Item #10 – Adjourn

There being no further business, the meeting was adjourned at 7:20 pm.

Felicita Monteblanco, President

Barbie Minor, Secretary

Recording Secretary,
Jessica Collins

Check #	Check Date	Vendor Name	Check Amount
90094	1/17/2023	COMMUNITY NEWSPAPERS INC Advertising	1,000.00 \$ 1,000.00
ACH	1/4/2023	NATIVE ECOSYSTEMS NW LLC	5,911.29
ACH	1/25/2023	CASCADE ENVIRONMENTAL GROUP LLC Capital Outlay - Bond - Natural Resources Projects	6,454.00 \$ 12,365.29
ACH	1/4/2023	WASHINGTON COUNTY Capital Outlay - Bond - Youth Athletic Field Development	1,740.68 \$ 1,740.68
89980	1/17/2023	RIVER CITY NW MECHANICAL LLC	12,659.00
90007	1/17/2023	JACKS OVERHEAD DOOR INC	7,965.00
90031	1/17/2023	JOHNSTONE SUPPLY	1,669.07
90041	1/17/2023	COAST PAVEMENT SERVICES INC	13,367.31
317628	1/18/2023	CHRISTENSON ELECTRIC INC	3,785.60
ACH	1/18/2023	GRIFFITH ROOFING COMPANY Capital Outlay - Building Replacements	35,836.53 \$ 75,282.51
90074	1/17/2023	BERRY DUNN MCNEIL AND PARKER LLC Capital Outlay - ERP Software	1,311.00 \$ 1,311.00
317581	1/4/2023	PACIFIC TRACTOR & IMPLEMENT LLC	30,073.24
317633	1/18/2023	HENDERSON TURF & WEAR INC Capital Outlay - Fleet Maintenance Replacements	8,353.71 \$ 38,426.95
ACH	1/4/2023	3J CONSULTING INC	4,362.00
ACH	1/18/2023	3J CONSULTING INC Capital Outlay - Park & Trail Improvements	4,005.00 \$ 8,367.00
317602	1/12/2023	EMERIO DESIGN Capital Outlay - Park & Trail Replacements	13,087.50 \$ 13,087.50
317608	1/12/2023	LANGO HANSEN LANDSCAPE ARCHITECTS PC	30,038.76
317609	1/12/2023	OREGON DEPT OF TRANSPORTATION	87,778.10
ACH	1/12/2023	2.INK STUDIO	8,033.60
ACH	1/12/2023	ENVIRONMENTAL SCIENCE ASSOCIATES	10,800.30
ACH	1/12/2023	AKS ENGINEERING & FORESTRY LLC	8,242.86
90002	1/17/2023	MILLER NASH GRAHAM & DUNN LLP	5,798.50
90015	1/17/2023	SYMBIOSIS PRINTING	1,006.13
317664	1/25/2023	PORTLAND VALUATION GROUP INC Capital Outlay - SDC - Park Development/Improvement	12,400.00 \$ 164,098.25
ACH	1/12/2023	ROACH, GEOFFREY W Capital Outlay - SDC - Professional Services	3,225.00 \$ 3,225.00
ACH	1/12/2023	CDW GOVERNMENT INC Capital Outlay - Security Cameras	22,203.50 \$ 22,203.50
317586	1/4/2023	SCHNITZER PROPERTIES LLC Debt Service-Principal	3,805.00 \$ 3,805.00
90067	1/17/2023	OREGON DEPARTMENT OF AGRICULTURE Dues & Memberships	407.50 \$ 407.50

Check #	Check Date	Vendor Name	Check Amount
ACH	1/4/2023	PORTLAND GENERAL ELECTRIC	10,076.01
ACH	1/12/2023	PORTLAND GENERAL ELECTRIC	1,501.91
ACH	1/18/2023	PORTLAND GENERAL ELECTRIC	2,110.57
		Electricity	\$ 13,688.49
317557	1/4/2023	KAISER FOUNDATION HEALTH PLAN	240,577.20
317558	1/4/2023	MODA HEALTH PLAN INC	25,309.20
317560	1/4/2023	UNUM LIFE INSURANCE - LTC COMPANY OF AMERICA	9,545.32
317561	1/4/2023	UNUM LIFE INSURANCE - LTC COMPANY OF AMERICA	2,637.90
317619	1/12/2023	PETPARTNERS INC	6,576.05
ACH	1/12/2023	BENEFITED LLC	3,600.00
		Employee Benefits	\$ 288,245.67
ACH	1/4/2023	BANK OF AMERICA - HSA FOR LIFE	42,000.00
317618	1/12/2023	PACIFICSOURCE ADMINISTRATORS INC	2,339.07
317621	1/12/2023	US BANK FBO: THPRD RETIREMENT PLAN	13,776.84
ACH	1/12/2023	MISSIONSQUARE RETIREMENT	55,335.26
ACH	1/12/2023	OREGON DEPARTMENT OF JUSTICE	1,449.23
ACH	1/26/2023	MISSIONSQUARE RETIREMENT	54,112.49
ACH	1/26/2023	OREGON DEPARTMENT OF JUSTICE	1,449.23
317669	1/27/2023	PACIFICSOURCE ADMINISTRATORS INC	6,497.42
317672	1/27/2023	US BANK FBO: THPRD RETIREMENT PLAN	12,400.44
		Employee Deductions	\$ 189,359.98
ACH	1/4/2023	NORTHWEST NATURAL GAS COMPANY	9,641.31
ACH	1/12/2023	NORTHWEST NATURAL GAS COMPANY	3,928.55
		Heat	\$ 13,569.86
ACH	1/18/2023	PORTLAND ENERGY BASKETBALL LLC	7,408.00
		Instructional Services	\$ 7,408.00
317596	1/12/2023	BROWN & BROWN NORTHWEST	83,241.29
317613	1/12/2023	SPECIAL DISTRICTS ASSOCIATION OF OREGON	170,309.00
		Insurance	\$ 253,550.29
ACH	1/4/2023	COLT REMODELING & TREE SERVICE	2,800.00
317592	1/12/2023	ARBOR PRO INC	1,125.00
90011	1/17/2023	AIRGAS NORPAC INC	168.00
90012	1/17/2023	REXIUS FOREST BY PRODUCTS INC	1,500.00
90019	1/17/2023	TIRE HUB LLC	1,570.18
90022	1/17/2023	BEAVERTON AUTO PARTS	2,811.56
90026	1/17/2023	TURF STAR WESTERN	2,080.86
90030	1/17/2023	WASTE MANAGEMENT OF OREGON INC	2,222.83
90037	1/17/2023	HOME DEPOT CREDIT SERVICES	143.04
90056	1/17/2023	SAVATREE, LLC	13,991.00
90068	1/17/2023	AMAZON.COM	278.45
90085	1/17/2023	GUARANTEED PEST CONTROL SERVICE CO INC	3,372.00
90156	1/17/2023	CANTEL SWEEPING	2,453.72

Check #	Check Date	Vendor Name	Check Amount
317631	1/18/2023	DICK'S EVERGREEN FENCE & DECK INC	5,300.00
ACH	1/18/2023	COLT REMODELING & TREE SERVICE	7,500.00
ACH	1/25/2023	HYDRO CLEAN ENVIRONMENTAL LLC	1,000.00
ACH	1/25/2023	COLT REMODELING & TREE SERVICE	2,800.00
		Maintenance Services	\$ 51,116.64
ACH	1/12/2023	WALTER E NELSON COMPANY	1,786.11
89967	1/17/2023	AMAZON.COM	205.96
89968	1/17/2023	OFFICE DEPOT INC	93.56
89979	1/17/2023	AMAZON.COM	777.95
89985	1/17/2023	COMMERCIAL AIR FILTRATION	1,612.02
89986	1/17/2023	GRAINGER	2,129.94
89997	1/17/2023	EWING IRRIGATION PRODUCTS INC	1,031.83
90011	1/17/2023	AIRGAS NORPAC INC	19,317.70
90012	1/17/2023	REXIUS FOREST BY PRODUCTS INC	6,750.00
90025	1/17/2023	ALLPLAY SYSTEMS	163.00
90029	1/17/2023	POOL & SPA HOUSE INC	6,505.41
90031	1/17/2023	JOHNSTONE SUPPLY	548.87
90037	1/17/2023	HOME DEPOT CREDIT SERVICES	4,577.53
90043	1/17/2023	FRED MEYER	252.79
90044	1/17/2023	HORIZON DISTRIBUTORS INC	4,956.00
90067	1/17/2023	OREGON DEPARTMENT OF AGRICULTURE	100.00
90068	1/17/2023	AMAZON.COM	126.27
ACH	1/18/2023	WALTER E NELSON COMPANY	1,787.41
317659	1/25/2023	NORTHWEST SPORTS ELECTRONICS INC	1,042.00
ACH	1/25/2023	WALTER E NELSON COMPANY	3,899.81
		Maintenance Supplies	\$ 57,664.16
89967	1/17/2023	AMAZON.COM	463.12
89968	1/17/2023	OFFICE DEPOT INC	1,146.01
89979	1/17/2023	AMAZON.COM	124.10
89984	1/17/2023	AT&T MOBILITY	172.92
89988	1/17/2023	PACIFIC OFFICE AUTOMATION	1,382.00
90001	1/17/2023	RICOH USA INC	1,818.07
90025	1/17/2023	ALLPLAY SYSTEMS	3,685.65
90043	1/17/2023	FRED MEYER	103.92
90068	1/17/2023	AMAZON.COM	411.36
		Office Supplies	\$ 9,307.15
89968	1/17/2023	OFFICE DEPOT INC	9.99
		Printing & Publication	\$ 9.99
317583	1/4/2023	PRATT, DANA C	1,144.00
317595	1/12/2023	BELL, STANLEY	2,750.00
317614	1/12/2023	TRUCKER HUSS A PROFESSIONAL CORPORATION	6,653.71
317615	1/12/2023	TRUPP HR INC	3,631.25

Check #	Check Date	Vendor Name	Check Amount
ACH	1/12/2023	SMITH DAWSON & ANDREWS	3,000.00
ACH	1/12/2023	BENEFITED LLC	342.00
90002	1/17/2023	MILLER NASH GRAHAM & DUNN LLP	6,952.50
317654	1/25/2023	ELEVATE TECHNOLOGY GROUP	2,925.00
317665	1/25/2023	PROVIDENCE HEALTH & SERVICES OREGON	5,656.20
ACH	1/25/2023	GALLAGHER BENEFIT SERVICES / KOFF & ASSOCIATES INC	12,162.50
317669	1/27/2023	PACIFICSOURCE ADMINISTRATORS INC	927.50
		Professional Services	\$ 46,144.66
317594	1/12/2023	BEAVERTON SCHOOL DISTRICT #48J	3,075.00
317603	1/12/2023	EXTENDING GRACE	1,300.00
ACH	1/12/2023	PENHOLLOW PROMOTIONS LLC	1,005.00
89967	1/17/2023	AMAZON.COM	1,055.57
89968	1/17/2023	OFFICE DEPOT INC	761.62
89979	1/17/2023	AMAZON.COM	411.95
89986	1/17/2023	GRAINGER	82.39
90001	1/17/2023	RICOH USA INC	125.87
90037	1/17/2023	HOME DEPOT CREDIT SERVICES	298.87
90043	1/17/2023	FRED MEYER	1,476.95
90068	1/17/2023	AMAZON.COM	1,852.21
90114	1/17/2023	PLAY-WELL TEKNOLOGIES	5,875.00
		Program Supplies	\$ 17,320.43
90030	1/17/2023	WASTE MANAGEMENT OF OREGON INC	7,069.82
90052	1/17/2023	PRIDE DISPOSAL COMPANY	1,319.69
		Refuse Services	\$ 8,389.51
90001	1/17/2023	RICOH USA INC	3,533.51
		Rental Equipment	\$ 3,533.51
317586	1/4/2023	SCHNITZER PROPERTIES LLC	412.28
		Rental Facility	\$ 412.28
89967	1/17/2023	AMAZON.COM	99.23
		Small Furniture & Equipment	\$ 99.23
ACH	1/12/2023	TRUVIEW BSI LLC	2,030.31
89967	1/17/2023	AMAZON.COM	0.29
89968	1/17/2023	OFFICE DEPOT INC	69.78
90056	1/17/2023	SAVATREE, LLC	7,955.00
90115	1/17/2023	TECHNOLOGY INTEGRATION GROUP (TIG)	14,810.84
317655	1/25/2023	GETAFLUSHOT.COM	1,728.75
317661	1/25/2023	PARAMETIX INC	1,034.87
ACH	1/25/2023	COLT REMODELING & TREE SERVICE	4,000.00
		Technical Services	\$ 31,629.84

Check #	Check Date	Vendor Name	Check Amount
90067	1/17/2023	OREGON DEPARTMENT OF AGRICULTURE	500.00
		Technical Training	\$ 500.00
89979	1/17/2023	AMAZON.COM	8.99
89984	1/17/2023	AT&T MOBILITY	9,357.31
90068	1/17/2023	AMAZON.COM	181.84
		Telecommunications	\$ 9,548.14
90007	1/17/2023	JACKS OVERHEAD DOOR INC	294.00
90169	1/17/2023	B AND R AUTOWRECKING	2,150.00
		Vehicle & Equipment Services	\$ 2,444.00
317566	1/4/2023	CARSON OIL INC	1,984.57
317626	1/18/2023	CARSON OIL INC	2,035.90
317668	1/25/2023	TUALATIN VALLEY WATER DISTRICT	2,795.43
		Vehicle Gas & Oil	\$ 6,815.90
90010	1/17/2023	TUALATIN VALLEY WATER DISTRICT	56,605.01
90076	1/17/2023	BEAVERTON , CITY OF	5,268.45
90086	1/17/2023	BEAVERTON , CITY OF	7,695.21
90100	1/17/2023	BEAVERTON , CITY OF	7,115.91
90107	1/17/2023	BEAVERTON , CITY OF	5,275.72
		Water & Sewer	\$ 81,960.30
Grand Total			\$ 1,438,038.21



Tualatin Hills Park & Recreation District

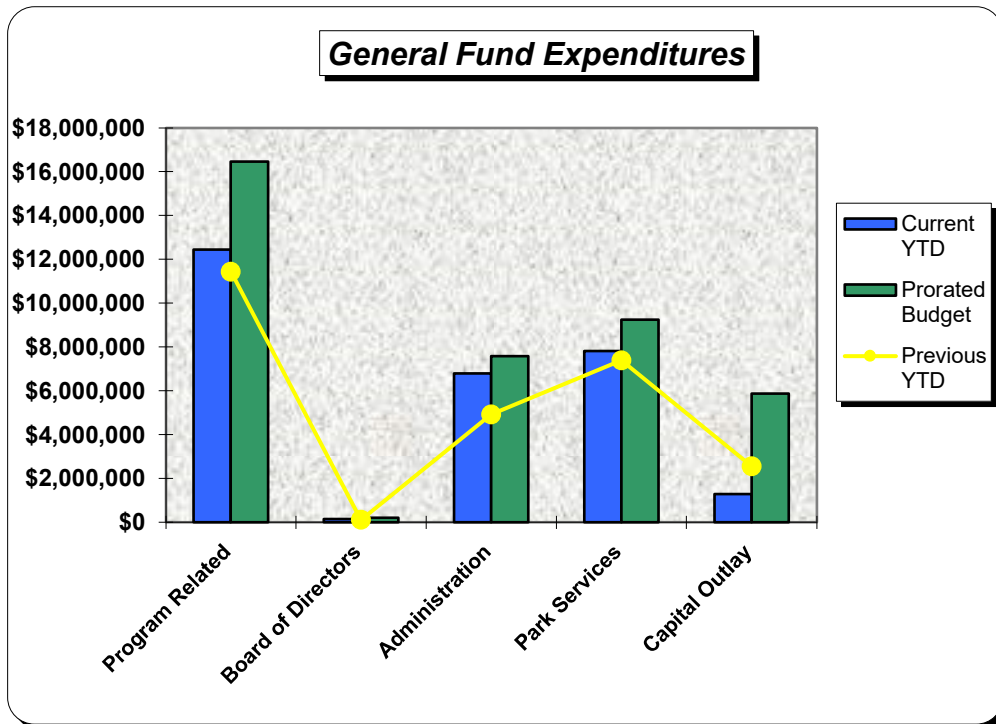
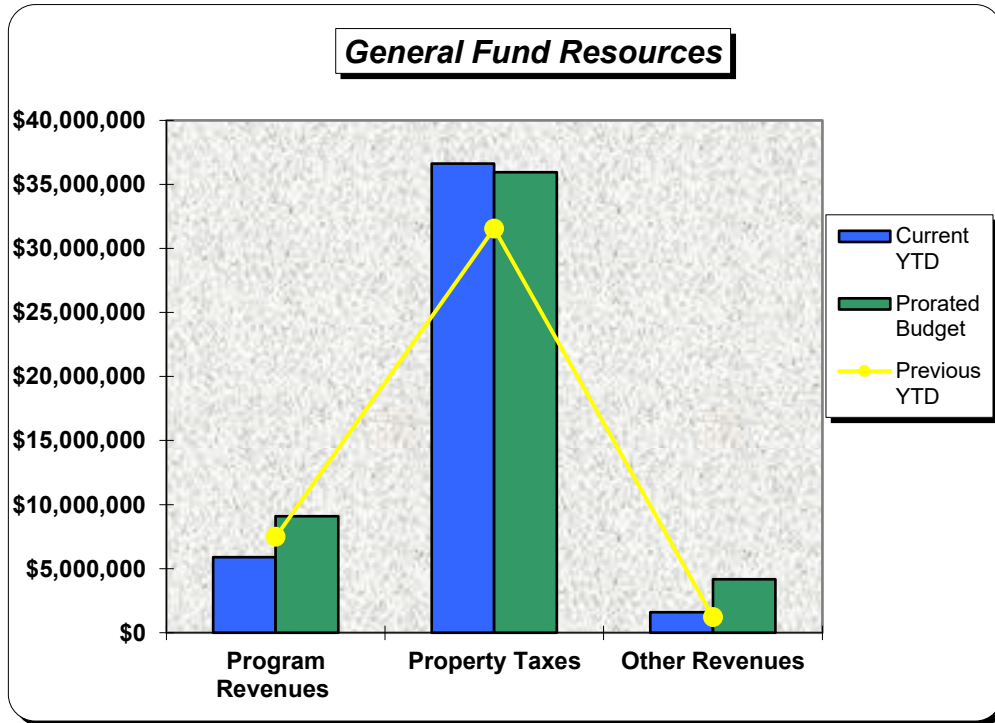
General Fund Financial Summary January, 2023

	ACTUAL		BUDGET		
	Current Month	Year to Date	Year to Date	% YTD Actual to Budget	Full Fiscal Year
Program Resources:					
Aquatic Centers	\$ 108,421	\$ 1,201,776	\$ 2,042,169	58.8%	\$ 3,636,336
Tennis Center	110,398	669,765	762,854	87.8%	1,240,987
Recreation Program	192,733	2,199,635	4,027,567	54.6%	5,928,337
Sports & Inclusion Services	167,772	1,825,959	2,270,460	80.4%	3,845,977
Total Program Resources	579,324	5,897,135	9,103,049	64.8%	14,651,637
Other Resources:					
Property Taxes	529,257	36,607,306	35,953,192	101.8%	37,713,799
Interest Income	118,462	429,113	72,386	592.8%	150,000
Facility Rentals/Sponsorships	25,012	445,940	422,848	105.5%	563,150
Grants	112,627	523,146	3,347,826	15.6%	13,412,098
Miscellaneous Income	87,026	199,536	329,583	60.5%	565,000
Total Other Resources	872,384	38,205,040	40,125,835	95.2%	52,404,047
Total Resources	\$ 1,451,708	\$ 44,102,174	\$ 49,228,885	89.6%	\$ 67,055,684
Program Expenditures:					
Recreation Administration	58,716	571,658	624,612	91.5%	880,670
Aquatic Centers	288,986	2,712,665	4,296,832	63.1%	6,849,140
Tennis Center	86,065	675,562	697,987	96.8%	1,185,155
Recreation Centers	494,673	5,153,977	6,740,525	76.5%	11,385,764
Sports & Inclusion Services	329,369	3,323,082	4,101,862	81.0%	6,907,808
Total Program Related Expenditures	1,257,809	12,436,944	16,461,819	75.6%	27,208,537
General Government Expenditures:					
Board of Directors	7,280	143,817	203,746	70.6%	513,755
Administration	876,453	6,793,801	7,582,977	89.6%	12,563,467
Park Services	683,603	7,812,307	9,241,498	84.5%	15,223,571
Capital Outlay	248,623	1,290,730	5,862,904	22.0%	17,513,781
Contingency/Capital Replacement Reserve/Transfer Out	-	-	-	0.0%	10,654,273
Total Other Expenditures:	1,815,959	16,040,656	22,891,125	70.1%	56,468,847
Total Expenditures	\$ 3,073,768	\$ 28,477,600	\$ 39,352,945	72.4%	\$ 83,677,384
Revenues over (under) Expenditures	\$ (1,622,060)	\$ 15,624,574	\$ 9,875,940	158.2%	\$ (16,621,700)
Beginning Cash on Hand		25,472,313	16,621,700	153.2%	16,621,700
Ending Cash on Hand		\$ 41,096,887	\$ 26,497,640		\$ -

Tualatin Hills Park and Recreation District

General Fund Financial Summary

January, 2023





MEMORANDUM

DATE: February 23, 2023
TO: Doug Menke, General Manager
FROM: Aisha Panas, Deputy General Manager
RE: Heckman Lane Neighborhood Park & Community Trail Consultant Contract

Introduction

Staff are seeking board of directors' approval of the qualified consultant team based on a proposal for professional consulting services for the Heckman Lane Neighborhood Park & Community Trail project, and authorization for the general manager or designee to execute a professional consulting services contract agreement in the amount of \$272,648.

Background

In 2017, Tualatin Hills Park & Recreation District (THPRD) acquired two abutting properties identified as a fixed park and trail site on the North Bethany Subarea Community Plan in North Bethany. The combined 2.39-acre sites were purchased with System Development Charges (SDC) funds as a future neighborhood park and community trail connection based on THPRD's Parks Functional Plan and Trails Functional Plan criteria. These properties were placed on the System Development Charges (SDC) 5-Year Capital Improvement Program (CIP) list as the NWQ8 Heckman Lane Neighborhood Park project. Since this time the project was selected as an ideal candidate to leverage funds from Metro's Local Share Program to design and construct the neighborhood park and trail as one project. The neighborhood park will be designed to take advantage of the proposed trail connection that will complete 1,250-feet of paved surface from NW 159th Avenue to NW Kaiser Road in the Bethany Creek Trail community trail system. In September 2021, the board ratified Resolution No. 2021-14 to seek bond funding, and soon after staff submitted the project for funding through Metro's 2019 Parks and Nature Bond Measure Local Share Program. The project was awarded \$3,641,867 for design and construction with an emphasis on connecting people to nature.

On November 16, 2022, staff publicly advertised a request for proposals (RFP) in the *Daily Journal of Commerce* for professional design services to solicit landscape architecture and civil engineering firms for the neighborhood park project. In addition, six firms were directly solicited that are registered as a minority, woman-owned, emerging or disadvantaged small business (MWESB) with the State of Oregon's Certification Office for Business Inclusion and Diversity (COBID). During the solicitation period prior to the January 19, 2023 due date, 22 professional design firms requested the RFP materials, and nine firms submitted proposals. Four of these firms are either registered MWESB or meet the district's Self-Defined Business Inclusion and Diversity criteria.

An internal review committee evaluated the proposals in accordance with the scoring criteria of the RFP and determined Ground Workshop LLC, along with its team of subconsultants, to be the most qualified candidate for this project. Ground Workshop LLC's proposal reflects a great understanding of the project, including the Metro grant requirements, and the technical expertise to deliver high-quality park improvements to our community. The proposal is detailed, clear and identifies the relevant tasks necessary to achieve the project goals and objectives within the available project budget. Ground Workshop LLC is a registered emerging small business (ESB #12049) and has included MWESB sub-consultants on their team.

Ground Workshop LLC's total proposed fee is \$272,648 for professional services from public engagement and concept plan, design development, construction documents and permitting, to construction administration. The fee is within the budget range anticipated for this work and will be completed under one professional services contract.

A vicinity map (Attachment A) and aerial map (Attachment B) of the project's location are attached for reference.

Proposal Request

Staff are requesting board of directors' approval of the qualified consultant team based on the proposal received for professional consulting services for the Heckman Lane Neighborhood Park & Community Trail project for the proposed fee of \$272,648, and authorization for the general manager or designee to execute the professional services contract.

Outcomes of Proposal

Authorization to execute a contract with Ground Workshop LLC will allow the project to be designed and built by 2026. The solicitation process to seek qualified candidates furthers the district's and Metro's commitment to support small businesses by contracting with Ground Workshop LLC, an emerging small business and its design team which includes registered MWESB subconsultants.

Maintenance impact costs will be determined later when the project returns to the board for approval of the preferred concept plan.

Public Engagement

Public engagement is not considered in the solicitation of professional design services. A public engagement effort is planned to begin in April and staff will work with community members to create an inclusive design for the park and trail by holding design workshops, virtual meetings, survey, engaging in social media efforts, and other ways to recognize the local BIPOC community's history and contributions. This will help ensure the new park and trail is accessible, connects people to nature, and is welcoming for BIPOC community members and visitor experiences for all.

Action Requested

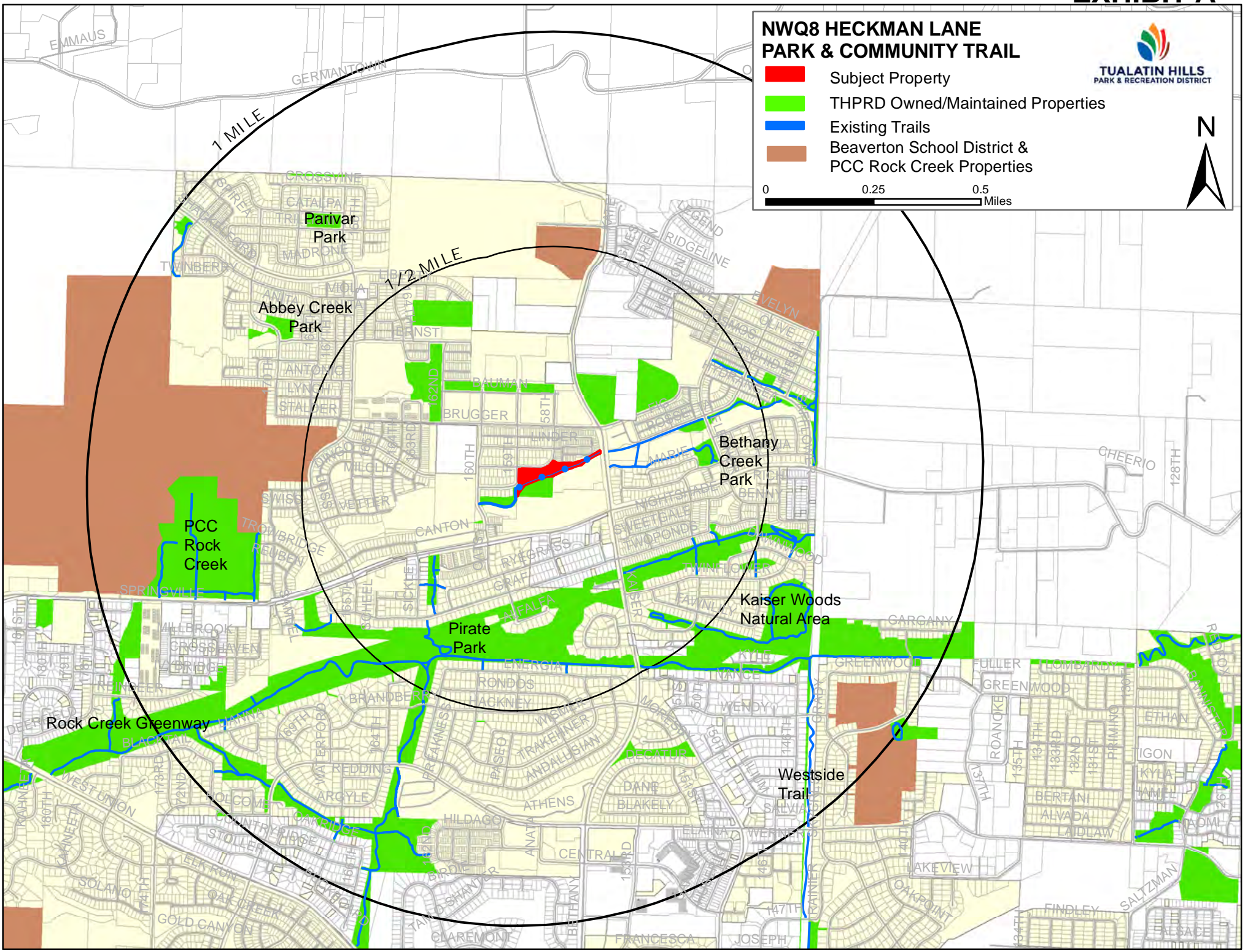
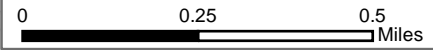
Board of directors' approval of the following items:

1. Approval of the qualified consultant team led by Ground Workshop LLC professional consulting services for the Heckman Lane Neighborhood Park & Community Trail project; and,
2. Authorization for the general manager or designee to execute a professional services contract in the amount of \$272,648.



NWQ8 HECKMAN LANE PARK & COMMUNITY TRAIL

- Subject Property
- THPRD Owned/Maintained Properties
- Existing Trails
- Beaverton School District & PCC Rock Creek Properties





NW-Q8 Heckman Lane Park & Community Trail

Taxlot: 1N117CA31700 & 1N117CA40700

Acreage: 2.39 Acres



-  Subject Property
-  THPRD Owned/Maintained Property

0 60 120
Feet



HECKMAN LN

159TH AVE

Future Bethany Creek Trail

SPRINGVILLE RD



MEMORANDUM

DATE: February 28, 2023
TO: Doug Menke, General Manager
FROM: Aisha Panas, Deputy General Manager
RE: **Strategic Plan Development**

As was presented at the January 2023 board meeting, with the culmination and adoption of the district's updated 2023 Comprehensive Plan ("comp plan"), staff has been hard at work drafting the accompanying Strategic Plan which will help them to carry out the initial recommendations identified in the comp plan over the next three-to-five year period. A working group has been formed with staff representatives for the further development of each of the ongoing and near-term recommendations identified in the comp plan. This working group will develop action plans, identify ownership responsibility, and describe milestones for each ongoing and near-term recommendation noted in the comp plan. Staff will share an update on this process and the project's timeline at the March 8 board meeting.



[6B]

MEMORANDUM

DATE: February 22, 2023
TO: Doug Menke, General Manager
FROM: Aisha Panas, Deputy General Manager
RE: **2023 Legislative Update & Resolution Establishing Legislative Advocacy Procedures and Advocacy Priorities**

Introduction

At the board's March 8, 2023, meeting, Aisha Panas, deputy general manager, and Kylie Grunow with Meriwether Strategies, the district's state lobbyist, will present an update on the district's state and federal legislative platforms, a summary of the 2023 State Legislative Session to date, and present a proposed resolution outlining the district's procedures for legislative priorities and advocacy efforts. Staff are seeking board of directors' approval of Resolution No. 2023-03 to establish legislative advocacy procedures and advocacy priorities.

Background

The district has established legislative platforms to guide its advocacy efforts at the state and federal levels. These platforms help district staff direct the efforts of legislative consultants who work on behalf of THPRD to make progress within its various priority areas. Very often, there is a need to respond quickly to legislative or regulatory proposals. Resolution 2023-03 provides clear guidance to the THPRD Board of Directors and district staff when monitoring and acting upon bills during state and federal legislative sessions. The Legislative and Advocacy Procedures will provide THPRD's general manager, board president, or other designee with the discretion to advocate on behalf of THPRD's best interests based on its legislative platforms, and the district's values and budget priorities.

Proposal Request

Staff are presenting draft legislative advocacy procedures and priorities for board approval.

Outcomes of Proposal

The legislative advocacy procedures and advocacy priorities will provide clear direction on the district's legislative priorities and will allow the district's legislative designee to move THPRD's position forward when legislative or regulatory proposals are being considered.

Public Engagement

The district's values and budget priorities were discussed and confirmed in late 2022 and were considered during the update of the state and federal legislative platforms. The board approved its 2023 State Legislative Platform at its November 9, 2022, regular meeting. The platforms took into account the public input received during the development of the district's 2020 Vision Action Plan, which featured an extensive and national award-winning public outreach process.

Action Requested

Board of director's approval of Resolution No. 2023-03 to establish legislative advocacy procedures and advocacy priorities.

RESOLUTION 2023-03

TUALATIN HILLS PARK & RECREATION DISTRICT, OREGON

A RESOLUTION TO ESTABLISH LEGISLATIVE ADVOCACY PROCEDURES AND ADVOCACY PRIORITIES

WHEREAS, the Tualatin Hills Park & Recreation District (THPRD) Board's Legislative Advocacy Procedures and Advocacy Priorities, contained herein, will provide the district's General Manager, Board Legislative Liaison, or other designee ("district officials"), discretion to advocate for the park district's best interests. Adherence to legislative advocacy procedures will ensure that legislative inquiries and responses will be administered consistently with "one voice" and in compliance with the identified legislative platforms; and

WHEREAS, this resolution provides District Officials the authority to take legislative positions without further THPRD Board approval, as long as those positions generally adhere to the Legislative Advocacy Procedures and Advocacy Priorities contained herein or as periodically amended by the THPRD Board; and

WHEREAS, it is the policy of THPRD to proactively monitor and advocate for or against legislation as directed by the Advocacy Priorities and by the specific direction of the THPRD Board. This process involves interaction with local, state, and federal government entities both in regard to specific items of legislation and to promote positive intergovernmental relationships. Accordingly, involvement and participation in regional, state, and national organizations and participating in their advocacy work is encouraged; and

WHEREAS, whenever the THPRD Board position on an Advocacy Priority is unclear on how it pertains to the district, the matter shall be brought before the THPRD Board for formal direction; and

WHEREAS, generally, District Officials will not address matters that are not pertinent to the district's local government service authority as provided in ORS 266 and ORS 198, without first obtaining direction from the THPRD Board; and

WHEREAS, monitoring legislation is a shared function of the park district and government associations such as Special Districts Association of Oregon and Oregon Recreation & Park Association; and

NOW THEREFORE, based on the foregoing, the Tualatin Hills Park & Recreation District Board of Directors authorizes District Officials to advocate on behalf of the park district in adherence to the following Legislative Advocacy Procedures and Advocacy Priorities:

LEGISLATIVE ADVOCACY PROCEDURES:

1. District Officials shall review legislative concepts and bills to determine if the legislation (or concept) aligns with the park district's current adopted Advocacy Priorities and are within the powers granted to the park district in ORS 266 and ORS 198.

2. District Officials will review positions and analysis completed by the Special Districts Association of Oregon or Oregon Recreation & Park Association and other pertinent local government associations when formulating positions.
3. If the matter aligns with the park district's Advocacy Priorities, District Officials' response shall be sent to the legislative body reviewing the bill or measure or to the governmental association tracking the issue.
4. Legislative position correspondence initiated by District Officials shall state whether the park district is requesting "support," "support if amended," "oppose," or "oppose unless amended" action on the issue and shall include adequate justification for the recommended action.
5. District Officials may also provide correspondence of concern or interest regarding a legislative issue or rule without taking a formal position.
6. All legislative positions adopted shall be communicated regularly to the THPRD Board. When appropriate, District Officials will submit a report (either written or verbal) summarizing activity on legislative measures to the THPRD Board.

ADVOCACY PRIORITIES:

Federal Advocacy

1. *Active Transportation*
 - a. Advocate for a comprehensive transportation package that includes dedicated funding for active transportation options, including trails and pedestrian projects, and prioritizes connectivity.
 - b. Ask for appropriate guidance and project delivery standards that do not create unnecessary impediments to completion of these projects.
2. *Social Equity*
 - a. THPRD seeks to reduce barriers to participation and ensure equitable delivery of service – barriers can be economic, language, physical, or cultural.
 - b. Advocate for legislation that supports targeted park and recreation services for underserved communities and broadens access to programs where park and recreation services could support these goals.
3. *Natural Resource Conservation*
 - a. Continue to view parks and outdoor recreational lands as the essential green infrastructure of our communities and nation. These areas are carbon-reducing landscapes that help clean our air and water, recharge aquifers, reduce storm water runoff and provide habitat for wildlife.
 - b. Seek dedicated resources that will sustain, protect, restore, and expand these environmental assets.
4. *Community Health & Wellness*
 - a. Prioritize legislation that supports the growing role of parks and recreation in improving individual and community health through increased physical activity, the prevention of chronic disease, the rehabilitation of wounded service

members, and opportunities for the inclusion of individuals experiencing disabilities in all activities.

- b. Improve access to affordable and healthy food to improve health and wellness.
- c. THPRD supports legislation that creates opportunities for education and activities that promote nutrition and healthy lifestyles.

5. *Climate Adaptation & Community Resiliency*

- a. Advocate for funding to mitigate the impacts of climate change and natural disasters. These efforts include managing forests and urban tree canopies to adjust to drought impacts as well as emerging pests such as the Emerald Ash Borer, which has the potential to greatly change the landscape within the park district due to the large stands of ash trees throughout the region.
- b. Position the park district as a key player in the response to extreme weather events and natural disasters by building capacity to serve as central hubs for resources and refuge. Seek funding for seismic improvements, generators, air purifiers, and equipment to allow THPRD to serve its community members during these scenarios.
- c. Ensure THPRD is eligible to participate in FEMA's risk management and resiliency programs, and is included as a stakeholder in the development of public emergency preparedness programs.

State Advocacy

1. *Local Agency Control & Authority*

- a. Maintain local agency control and authority to implement statewide policies within the context of agency and community needs.
- b. Request careful consideration of the full impact of mandates on park and recreation agencies and services, especially unfunded mandates.

2. *Systems Development Charges (SDCs)*

- a. Partner to proactively address our region's needs for affordable housing through locally designed efforts that apply to all cost impacts.
- b. Build upon tools and policies developed by THPRD, and maintain local agency autonomy on policy decisions regarding local SDC resources.
- c. Preserve ability to utilize SDCs to ensure that new growth is financially self-sustaining.

3. *Equitable Access to Parks and Recreation*

- a. Advance efforts for equitable, affordable, culturally-relevant, inclusive, developmentally appropriate, safe, and community-led social supports for our community, including preschool and afterschool care.
- b. Seek opportunities to direct funding of social supports that align with our mission and values to further the Access for All initiative.

4. *State Funding for Parks & Recreation and Trails*

- a. Preserve and enhance funding levels for Local Government Grant, State Parks & Recreation Department, and other programs.
- b. Prioritize parks & recreation in funding decisions by Connect Oregon and maintain ownership of decision-making.

5. *Climate Adaptation and Community Resiliency*

- a. Ensure that our planning and development efforts address climate change and resiliency in parks, facilities, and operations. Prioritize cybersecurity efforts and emergency management practices and coordination.
- b. Provide and partner with other agencies to offer essential services and spaces to serve as hubs for resources and refuge.

Approved and adopted on March 8, 2023 by the Board of Directors of the Tualatin Hills Park & Recreation District.

Felicita Monteblanco, President

Barbie Minor, Secretary

ATTEST:

Jessica Collins, Recording Secretary



MEMORANDUM

DATE: February 22, 2023
TO: Doug Menke, General Manager
FROM: Aisha Panas, Deputy General Manager
RE: **District Budget Priority FY23/24 Update: Sustainable Operating and Financial Models – Future Planning**

Introduction

At the board's March 8, 2023 meeting, Aisha Panas, deputy general manager, and Holly Thompson, Communications director, will be present to share an update on staff's work on one of the district budget priorities for next fiscal year: *Developing Sustainable Operating and Financial Models for the Future*.

Background

The THPRD Board of Directors has established *Developing Sustainable Operating and Financial Models for the Future* as one of the district's top three budget priorities for Fiscal Year 23-24. In establishing the priorities for next fiscal year, the district affirmed our commitment to ensuring we continue to offer programs, facilities, parks, and trails that meet the needs of our community while ensuring that we can sustainably care for and maintain our offerings and spaces in the long term.

As part of the planning process for developing next year's budget request, the management team is putting together information for the board's consideration related to the long-term financial forecast of the district's general fund. Staff will also preview with the board different revenue enhancement strategies we may consider to ensure sustainable funding levels.

Proposal Request

Staff will present an overview of the district's operating budget challenges and provide a high-level outline of options the district may wish to explore to ensure the district has the necessary funding in place to maintain existing service levels.

Public Engagement

The district's Communications department would develop a comprehensive community engagement plan to raise awareness about the district's budget challenges and the need for additional operating revenues to maintain existing operation levels.

Action Requested

No formal action is being requested. After the presentation, staff requests board feedback and guidance on next steps for *Developing Sustainable Operating and Financial Models for the Future* work task.

Tualatin Hills Park and Recreation District
Monthly Capital Project Report
Estimated Cost vs. Budget
Through 01/31/2023

KEY
 Budget Estimate based on original budget - not started and/or no basis for change
 Deferred Some or all of Project has been eliminated to reduce overall capital costs for year
 Award Estimate based on Contract Award amount or quote price estimates
 Complete Project completed - no additional estimated costs to complete.

Description	Project Budget					Project Expenditures		Estimated Total Costs				Est. Cost (Over) Under
	Prior Year Budget Amount (1)	Budget Carryover to Current Year (2)	New Funds Budgeted in Current Year (3)	Cumulative Project Budget (1+3)	Current Year Budget Amount (2+3)	Expended Prior Years (4)	Expended Year-to-Date (5)	Estimated Cost to Complete (6)	Basis of Estimate	Project Cumulative (4+5+6)	Current Year (5+6)	Current Year
GENERAL FUND												
CAPITAL OUTLAY DIVISION												
CARRY FORWARD PROJECTS												
Financial Software	803,958	300,000	250,000	1,053,958	550,000	453,751	3,570	546,430	Award	1,003,751	550,000	-
Roof Repairs and Analysis	115,000	101,000	98,000	213,000	199,000	14,038	140,296	58,666	Award	213,000	198,962	38
Boiler- Cedar Hills Rec Ctr	188,000	179,000	-	188,000	179,000	155,254	-	32,746	Award	188,000	32,746	146,254
Pool Tank (CRAC)	2,318,723	54,700	-	2,318,723	54,700	2,295,140	17,666	5,917	Award	2,318,723	23,583	31,117
ADA Improvements	25,000	25,000	-	25,000	25,000	5,514	-	19,486	Award	25,000	19,486	5,514
Irrigation Systems (HMT)	47,500	14,000	-	47,500	14,000	30,802	-	14,000	Budget	44,802	14,000	-
Roof Repairs - FCSC	120,000	120,000	134,000	254,000	254,000	20,830	-	233,170	Budget	254,000	233,170	20,830
ADA Imprvmnt - Picnic area	50,000	50,000	-	50,000	50,000	-	-	50,000	Budget	50,000	50,000	-
ADA Imprvmnt - Facility access	75,000	75,000	-	75,000	75,000	-	-	75,000	Budget	75,000	75,000	-
ADA Imprvmnt - Harman Swim	375,000	375,000	-	375,000	375,000	201,560	108,100	65,340	Award	375,000	173,440	201,560
Security Cameras	-	28,000	-	28,000	28,000	-	22,204	5,797	Award	28,000	28,000	-
TOTAL CARRYOVER PROJECTS	4,118,181	1,321,700	482,000	4,628,181	1,803,700	3,176,890	291,835	1,106,551		4,575,276	1,398,386	405,314
ATHLETIC FACILITY REPLACEMENT												
Athl Field Poles-Light Rplc	-	-	-	-	-	-	8,250	-	Unbudgeted	8,250	8,250	(8,250)
Air Structure Repairs	-	-	15,000	15,000	15,000	-	-	15,000	Budget	15,000	15,000	-
Resurface tennis courts	-	-	120,000	120,000	120,000	-	-	120,000	Budget	120,000	120,000	-
TOTAL ATHLETIC FACILITY REPLACEMENT			135,000	135,000	135,000	-	8,250	135,000		143,250	143,250	(8,250)
PARK AND TRAIL REPLACEMENTS												
Playground Components	-	-	20,000	20,000	20,000	-	1,980	18,020	Budget	20,000	20,000	-
Complete project close-out for bridge replacement - Commonwealth Lake	-	-	15,000	15,000	15,000	-	-	15,000	Budget	15,000	15,000	-
Asphalt Pathway Repairs - Kaiser, Stoller, Summercrest and Waterhouse/Schlottman	-	-	285,800	285,800	285,800	-	-	285,800	Budget	285,800	285,800	-
Repair concrete sidewalk - Wonderland Park	-	-	44,000	44,000	44,000	-	-	44,000	Budget	44,000	44,000	-
Engineering Study to repair sinkhole at Schlottman Creek Greenway	-	-	10,000	10,000	10,000	-	16,600	-	Complete	16,600	16,600	(6,600)
Replace (3) drinking fountains - HMT Complex	-	-	30,000	30,000	30,000	-	5,650	24,350	Budget	30,000	30,000	-
TOTAL PARK AND TRAIL REPLACEMENTS			404,800	404,800	404,800	-	24,230	387,170		411,400	411,400	(6,600)
PARK AND TRAIL IMPROVEMENTS												
Memorial Benches	-	-	25,000	25,000	25,000	-	2,221	22,779	Budget	25,000	25,000	-
Waterhouse Trail Crosswalk	-	-	25,000	25,000	25,000	-	-	25,000	Budget	25,000	25,000	-
Community Garden expansion	-	-	35,000	35,000	35,000	-	-	35,000	Budget	35,000	35,000	-
Beaverton Ck Trl CONSTR Match	-	-	250,000	250,000	250,000	-	-	250,000	Budget	250,000	250,000	-
Subtotal Park and Trail Improvements			335,000	335,000	335,000	-	2,221	332,779	-	335,000	335,000	-
Grant Funded Projects												
Security Upgrades	-	-	10,000	10,000	10,000	-	8,327	-	Complete	8,327	8,327	1,673
Long Range Antennas	-	-	50,000	50,000	50,000	-	-	50,000	Budget	50,000	50,000	-
Electric Vehicle Charging Stations and Electric Vehicles	-	-	400,000	400,000	400,000	-	-	126,378	Award	126,378	126,378	273,622
Raleigh Park Creek Improvements (Tualatin River Environmental Enhancement grant)	-	-	98,423	98,423	98,423	-	-	98,423	Budget	98,423	98,423	-
Raleigh Park Stream Enhancement (CWS grant)	-	-	70,000	70,000	70,000	-	-	70,000	Budget	70,000	70,000	-
Fanno Creek Regional Trail Improvements (Lottery bond proceeds)	-	-	2,145,358	2,145,358	2,145,358	-	-	2,145,358	Budget	2,145,358	2,145,358	-
Coronavirus State Fiscal Recovery Funding - THPRD - Permanent Restroom	-	-	500,000	500,000	500,000	-	12,776	487,224	Award	500,000	500,000	-
Coronavirus State Fiscal Recovery Funding - WaCo - Permanent Restrooms	-	-	1,400,000	1,400,000	1,400,000	-	91,902	1,308,098	Award	1,400,000	1,400,000	-
Raleigh Park Strm Culvert	-	-	-	-	-	-	9,337	27,100	Unbudgeted	36,437	36,437	(36,437)
THPRD Permanent Restrooms	-	-	-	-	-	-	4,719	1,731	Award	6,450	6,450	(6,450)
Howard M. Terpenning Complex Improvements (EDA grant)	-	-	5,000,000	5,000,000	5,000,000	-	-	-	Did not receive	-	-	5,000,000
La Raiz - Engineering & Construction (SDC Baker Loop)	-	-	750,000	750,000	750,000	-	-	750,000	Budget	750,000	750,000	-
Westside Trail Bridge - Design & Engineering (Metro Parks & Nature Bond)	-	-	1,907,500	1,907,500	1,907,500	-	-	1,907,500	Budget	1,907,500	1,907,500	-
Westside Trail Bridge - Design & Engineering (MSTIP grant)	-	-	600,000	600,000	600,000	-	-	600,000	Budget	600,000	600,000	-
Subtotal Park and Trail Improvements (Grant Funded)			12,931,281	12,931,281	12,931,281	-	127,061	7,571,812	-	7,698,873	7,698,873	5,232,408
TOTAL PARK AND TRAIL IMPROVEMENTS			13,266,281	13,266,281	13,266,281	-	129,282	7,904,591	-	8,033,873	8,033,873	5,232,408
FACILITY CHALLENGE GRANTS												
Program Facility Challenge Grants	-	-	20,000	20,000	20,000	-	5,696	14,304	Budget	20,000	20,000	-
TOTAL FACILITY CHALLENGE GRANTS			20,000	20,000	20,000	-	5,696	14,304		20,000	20,000	-

Tualatin Hills Park and Recreation District
Monthly Capital Project Report
Estimated Cost vs. Budget
Through 01/31/2023

KEY
 Budget Estimate based on original budget - not started and/or no basis for change
 Deferred Some or all of Project has been eliminated to reduce overall capital costs for year
 Award Estimate based on Contract Award amount or quote price estimates
 Complete Project completed - no additional estimated costs to complete.

Description	Project Budget					Project Expenditures		Estimated Total Costs				Est. Cost (Over) Under
	Prior Year Budget Amount (1)	Budget Carryover to Current Year (2)	New Funds Budgeted in Current Year (3)	Cumulative Project Budget (1+3)	Current Year Budget Amount (2+3)	Expended Prior Years (4)	Expended Year-to-Date (5)	Estimated Cost to Complete (6)	Basis of Estimate	Project Cumulative (4+5+6)	Current Year (5+6)	Current Year
BUILDING REPLACEMENTS												
Cardio and Weight Equipment			40,000	40,000	40,000	-	-	40,000	Budget	40,000	40,000	-
Emergency Repairs			100,000	100,000	100,000	-	43,668	56,332	Budget	100,000	100,000	-
Space Pln Impl & furniture			200,000	200,000	200,000	-	81,619	118,381	Complete	200,000	200,000	-
Court Lamps			4,000	4,000	4,000	-	-	4,000	Budget	4,000	4,000	-
Parking Lot Repair CHRC			15,000	15,000	15,000	-	13,367	-	Complete	13,367	13,367	1,633
North Parking Lot HMT Grt Mtch			405,000	405,000	405,000	-	97	404,903	Budget	405,000	405,000	-
Parking Lot Repair RSC			10,000	10,000	10,000	-	-	10,000	Budget	10,000	10,000	-
Fencing			5,000	5,000	5,000	-	1,366	3,634	Budget	5,000	5,000	-
Replace mixing valves - Aloha Swim Center			8,000	8,000	8,000	-	-	8,000	Budget	8,000	8,000	-
Repair skim gutter line - Beaverton Swim Center			6,000	6,000	6,000	-	-	6,000	Budget	6,000	6,000	-
Dive stand replace/repair - Harman Swim Center			3,000	3,000	3,000	-	-	3,000	Budget	3,000	3,000	-
Lane line reel - HMT Aquatic Center			3,500	3,500	3,500	-	3,242	259	Budget	3,500	3,500	-
Dive board reconditioning / replacement - HMT Aquatic Center			10,000	10,000	10,000	-	6,852	3,148	Budget	10,000	10,000	-
Glycol pump - Harman Swim Center			3,000	3,000	3,000	-	-	3,000	Budget	3,000	3,000	-
Replace filter pit valves (2) - Harman Swim Center			11,500	11,500	11,500	-	5,253	6,247	Award	11,500	11,500	-
BECSys5 water chemistry controls - Aquatic Center			9,000	9,000	9,000	-	-	9,000	Budget	9,000	9,000	-
Replace pump motor - Raleigh Swim Center			3,500	3,500	3,500	-	-	3,500	Budget	3,500	3,500	-
Replace pump motor - Somerset West Swim Center			3,500	3,500	3,500	-	-	3,500	Budget	3,500	3,500	-
Design mechanical dive board lift control - HMT Aquatic Center			5,500	5,500	5,500	-	-	5,500	Budget	5,500	5,500	-
Boiler piping - Aloha Swim Center			8,000	8,000	8,000	-	5,156	2,844	Award	8,000	8,000	-
Replace water heater - Raleigh Swim Center			16,000	16,000	16,000	-	-	16,000	Budget	16,000	16,000	-
Domestic hot water heater - Beaverton Swim Center			15,000	15,000	15,000	-	-	15,000	Award	15,000	15,000	-
Replace pumps Raypac, Thermal Solutions (2) - Elsie Stuhr Center			2,000	2,000	2,000	-	-	2,000	Budget	2,000	2,000	-
Replace lobby carpet - Beaverton Swim Center			5,000	5,000	5,000	-	-	5,000	Budget	5,000	5,000	-
Replace carpet in Beaver Den -Nature Center			4,700	4,700	4,700	-	-	4,700	Budget	4,700	4,700	-
Roof leak repair - HMT Athletic Center			30,000	30,000	30,000	-	-	30,000	Budget	30,000	30,000	-
Flat roof replacement - Garden Home Recreation Center			250,000	250,000	250,000	-	631,225	37,723	Award	668,948	668,948	(418,948)
Clean and treat roof - Garden Home Recreation Center			4,500	4,500	4,500	-	4,521	-	Complete	4,521	4,521	(21)
Clean and treat roof (stables, outbuildings) - Jenkins Estate			15,000	15,000	15,000	-	-	15,000	Budget	15,000	15,000	-
Ergonomic Equipment/Fixtures			6,000	6,000	6,000	-	-	6,000	Budget	6,000	6,000	-
Replace main entry doors - Cedar Hills Recreation Center			6,000	6,000	6,000	-	-	6,000	Budget	6,000	6,000	-
Replace Welding Shop garage door			7,200	7,200	7,200	-	7,965	-	Complete	7,965	7,965	(765)
Boiler replacement - Garden Home Recreation Center			231,000	231,000	231,000	-	339	230,661	Award	231,000	231,000	-
Window AC units (2) - Beaverton Swim Center			2,500	2,500	2,500	-	-	2,500	Budget	2,500	2,500	-
West air handler bearings - Beaverton Swim Center			10,000	10,000	10,000	-	2,735	7,265	Budget	10,000	10,000	-
Replacement of office AC split system - Beaverton Swim Center			12,000	12,000	12,000	-	-	12,000	Budget	12,000	12,000	-
AC window unit replacement - Cedar Hills Recreation Center			14,000	14,000	14,000	-	-	14,000	Budget	14,000	14,000	-
Window AC units (4) - Garden Home Recreation Center			10,000	10,000	10,000	-	-	10,000	Budget	10,000	10,000	-
Replace heat exchanger - Sunset Swim Center			13,000	13,000	13,000	-	10,657	-	Complete	10,657	10,657	2,343
Furnace at Stables (crawlspce) - Jenkins Estate			8,600	8,600	8,600	-	9,924	-	Complete	9,924	9,924	(1,324)
TOTAL BUILDING REPLACEMENTS			1,516,000	1,516,000	1,516,000	-	827,988	1,105,094	-	1,933,082	1,933,082	(417,082)
BUILDING IMPROVEMENTS												
Electric Fleet Infrastructure			145,000	145,000	145,000	-	-	145,000	Budget	145,000	145,000	-
Rust degradation Athletic Ctr			2,000	2,000	2,000	-	-	2,000	Budget	2,000	2,000	-
Seal off gate valve in mechanical room			2,500	2,500	2,500	-	-	2,500	Budget	2,500	2,500	-
Mechanical room upgrades			5,500	5,500	5,500	-	-	-	Complete FY22	-	-	5,500
Exterior Facility Paint			80,000	80,000	80,000	-	-	80,000	Budget	80,000	80,000	-
Repaint window sills			6,000	6,000	6,000	-	3,450	-	Complete	3,450	3,450	2,550
TOTAL BUILDING IMPROVEMENTS			241,000	241,000	241,000	-	3,450	229,500	-	232,950	232,950	8,050
ADA IMPROVEMENTS												
Waterhouse Trail ADA curb cuts - Washington County Project			120,000	120,000	120,000	-	-	120,000	Budget	120,000	120,000	-
ADA stairs - Aloha Swim Center			7,000	7,000	7,000	-	-	7,000	Budget	7,000	7,000	-
TOTAL ADA PROJECTS			127,000	127,000	127,000	-	-	127,000	-	127,000	127,000	-
TOTAL CAPITAL OUTLAY DIVISION	4,118,181	1,321,700	16,192,081	20,338,262	17,513,781	3,176,890	1,290,730	11,009,210	-	15,476,831	12,299,941	5,213,840

Tualatin Hills Park and Recreation District
Monthly Capital Project Report
Estimated Cost vs. Budget
Through 01/31/2023

KEY
 Budget Estimate based on original budget - not started and/or no basis for change
 Deferred Some or all of Project has been eliminated to reduce overall capital costs for year
 Award Estimate based on Contract Award amount or quote price estimates
 Complete Project completed - no additional estimated costs to complete.

Description	Project Budget					Project Expenditures		Estimated Total Costs				Est. Cost (Over) Under
	Prior Year Budget Amount (1)	Budget Carryover to Current Year (2)	New Funds Budgeted in Current Year (3)	Cumulative Project Budget (1+3)	Current Year Budget Amount (2+3)	Expended Prior Years (4)	Expended Year-to-Date (5)	Estimated Cost to Complete (6)	Basis of Estimate	Project Cumulative (4+5+6)	Current Year (5+6)	Current Year
INFORMATION SERVICES DEPARTMENT												
<u>INFORMATION TECHNOLOGY REPLACEMENTS</u>												
Workstations/Notebooks			100,000	100,000	100,000	-	44,211	55,578	Award	99,789	99,789	211
Large Format Printer			15,000	15,000	15,000	-	-	15,000	Budget	15,000	15,000	-
LAN/WAN Replcmnt			6,000	6,000	6,000	-	-	6,000	Budget	6,000	6,000	-
AED Defibrillators			9,000	9,000	9,000	-	8,052	-	Complete	8,052	8,052	948
Security Cameras			45,000	45,000	45,000	-	26,134	18,866	Budget	45,000	45,000	-
Key Card Readers			10,000	10,000	10,000	-	-	10,000	Budget	10,000	10,000	-
Server Replacements			50,000	50,000	50,000	-	49,478	-	Complete	49,478	49,478	522
Switiches			50,000	50,000	50,000	-	50,000	-	Complete	50,000	50,000	-
TOTAL INFORMATION TECHNOLOGY REPLACEMENTS			285,000	285,000	285,000	-	177,875	105,444		283,319	283,319	1,681
TOTAL INFORMATION SYSTEMS DEPARTMENT			285,000	285,000	285,000	-	177,875	105,444		283,319	283,319	1,681
MAINTENANCE DEPARTMENT												
<u>FLEET REPLACEMENTS</u>												
Brush Cutter			3,680	3,680	3,680	-	-	-	Complete FY22	-	-	3,680
Carpet Extractor			7,000	7,000	7,000	-	-	7,000	Award	7,000	7,000	-
Pressure jet			8,500	8,500	8,500	-	-	8,500	Budget	8,500	8,500	-
Cordless Bckpck Eq Chrgr Bttry			11,500	11,500	11,500	-	10,586	11,138	Award	21,724	21,724	(10,224)
Small Tractor			30,000	30,000	30,000	-	30,073	-	Complete	30,073	30,073	(73)
eWorkman Utility Vehicles (2)			35,000	35,000	35,000	-	31,439	-	Complete	31,439	31,439	3,561
Full-size van			50,000	50,000	50,000	-	-	51,544	Award	51,544	51,544	(1,544)
Full-size van			50,000	50,000	50,000	-	-	51,544	Award	51,544	51,544	(1,544)
Auto scrubber			17,000	17,000	17,000	-	13,185	-	Complete	13,185	13,185	3,815
Indoor sport court cleaner			17,000	17,000	17,000	-	17,485	-	Complete	17,485	17,485	(485)
Trash compactor			55,000	55,000	55,000	-	50,633	4,367	Award	55,000	55,000	-
TOTAL FLEET REPLACEMENTS			284,680	284,680	284,680	-	153,401	134,094	-	287,495	287,495	(2,815)
TOTAL MAINTENANCE DEPARTMENT			284,680	284,680	284,680	-	153,401	134,094		287,495	287,495	(2,815)
GRAND TOTAL GENERAL FUND	4,118,181	1,321,700	16,761,761	20,907,942	18,083,461	3,176,890	1,622,007	11,248,748		16,047,645	12,870,755	5,212,706

Tualatin Hills Park and Recreation District
Monthly Capital Project Report
Estimated Cost vs. Budget
Through 01/31/2023

KEY
 Budget Estimate based on original budget - not started and/or no basis for change
 Deferred Some or all of Project has been eliminated to reduce overall capital costs for year
 Award Estimate based on Contract Award amount or quote price estimates
 Complete Project completed - no additional estimated costs to complete.

Description	Project Budget					Project Expenditures		Estimated Total Costs			Est. Cost (Over) Under	
	Prior Year Budget Amount (1)	Budget Carryover to Current Year (2)	New Funds Budgeted in Current Year (3)	Cumulative Project Budget (1+3)	Current Year Budget Amount (2+3)	Expended Prior Years (4)	Expended Year-to-Date (5)	Estimated Cost to Complete (6)	Basis of Estimate	Project Cumulative (4+5+6)	Current Year (5+6)	Current Year
SDC FUND												
<u>LAND ACQUISITION -CARRYOVER PROJECTS</u>												
Land Acq - N. Bethany Comm Pk	5,715,800	5,673,035		5,715,800	5,673,035			5,673,035	Budget	5,673,035	5,673,035	-
Subtotal Land Acq-N Bethany Comm Pk	5,715,800	5,673,035	-	5,715,800	5,673,035	-	-	5,673,035		5,673,035	5,673,035	-
Land Acq - N Bethany Trails	1,189,500	1,125,500		1,189,500	1,125,500		130,078	995,422	Budget	1,125,500	1,125,500	-
Subtotal Land Acq-N Bethany Trails	1,189,500	1,125,500	-	1,189,500	1,125,500	-	130,078	995,422		1,125,500	1,125,500	-
Land Acq - Bonny Slope West Neighborhood Park	1,500,000	1,500,000		1,500,000	1,500,000			1,500,000	Budget	1,500,000	1,500,000	-
Subtotal Land Acq-Bonny Slope West Neighborhood Park	1,500,000	1,500,000	-	1,500,000	1,500,000	-	-	1,500,000		1,500,000	1,500,000	-
Land Acq - Bonny Slope West Trails	250,000	250,000		250,000	250,000			250,000	Budget	250,000	250,000	-
Subtotal Land Acq-Bonny Slope West Trails	250,000	250,000	-	250,000	250,000	-	-	250,000		250,000	250,000	-
Land Acq - S Cooper Mtn Trail	1,379,000	1,379,000		1,379,000	1,379,000		478,509	900,491	Budget	1,379,000	1,379,000	-
Subtotal S Cooper Mtn Trail	1,379,000	1,379,000	-	1,379,000	1,379,000	-	478,509	900,491		1,379,000	1,379,000	-
Land Acq - S Cooper Mtn Nat Ar	846,000	846,000		846,000	846,000		27,380	818,620	Budget	846,000	846,000	-
Subtotal S Cooper Mtn Nat Ar	846,000	846,000	-	846,000	846,000	-	27,380	818,620		846,000	846,000	-
Land Acq - Neighborhood Parks - S Cooper Mtn	8,449,000	8,449,000		8,449,000	8,449,000		20,130	8,428,870	Budget	8,449,000	8,449,000	-
Subtotal Neighbohood Parks - S Cooper Mtn	8,449,000	8,449,000	-	8,449,000	8,449,000	-	20,130	8,428,870		8,449,000	8,449,000	-
Land Acq - Neighborhood Parks - Infill Areas	2,452,740	3,395,990		2,452,740	3,395,990		1,011	3,394,979	Budget	3,395,990	3,395,990	-
Sub total Neighborhood Parks Infill Areas	2,452,740	3,395,990	-	2,452,740	3,395,990	-	1,011	3,394,979		3,395,990	3,395,990	-
TOTAL LAND ACQUISITION	21,782,040	22,618,525	-	21,782,040	22,618,525	-	657,108	21,961,417	-	22,618,525	22,618,525	-
Professional Services	-	-	100,000	100,000	100,000	-	11,572	88,429	Budget	100,000	100,000	-
MTIP Grnt Mtch-Wstside Trl #18	3,459,820	425,000	-	3,459,820	425,000	3,928,513	-	425,000	Budget	4,353,513	425,000	-
Natural Area Concept Plan	100,000	100,000	-	100,000	100,000	-	-	100,000	Budget	100,000	100,000	-
Building Expansion (TBD)	995,000	995,000	-	995,000	995,000	-	-	995,000	Budget	995,000	995,000	-
N.Bethany Pk & Trl/Prj Mgmt	141,000	50,000	-	141,000	50,000	270,303	25,091	24,909	Budget	320,303	50,000	-
Nghbd Pk Miller Rd SWQ-5	992,200	867,505	-	992,200	867,505	4,063	-	867,505	Budget	871,568	867,505	-
S Cooper Mtn Pk & Tr Dev-PM	50,000	50,000	-	50,000	50,000	15,474	2,714	47,286	Award	65,474	50,000	-
NW Quad New Nghbd Pk Dev (Pio Pio Park/Bonnie Meadows)	2,320,000	8,000	-	2,320,000	8,000	1,502,800	(1,997)	9,997	Award	1,510,800	8,000	-
NB Park & Trail Improvements	338,000	120,000	-	338,000	120,000	167,519	-	120,000	Award	287,519	120,000	-
RFFA Actv TPRM-Wsd Trl Hy26	215,000	54,779	-	215,000	54,779	339,130	-	54,779	Award	393,909	54,779	-
New Amenities in existing park	196,000	139,122	30,878	226,878	170,000	32,105	10,394	159,606	Budget	202,105	170,000	-
Cedar Hills Pk-addtl bond fdg	365,000	357,603	-	365,000	357,603	60,055	7,081	350,522	Award	417,658	357,603	-
Nghbd Pk DP Hghlnd Pk NWQ-6	420,000	10,000	-	420,000	10,000	143,943	3,365	13,731	Award	161,039	17,096	(7,096)
Nghbd Pk CNSTR Hghlnd Pk NWQ-6	1,620,000	300,000	-	1,620,000	300,000	1,025,226	514	299,487	Award	1,325,226	300,000	-
Nghbd Pk Lombard Baker SEQ-2	619,125	477,081	1,470,875	2,090,000	1,947,956	235,169	164,115	1,690,716	Award	2,090,000	1,854,831	93,125
Trl Dev MP-155th Ave Wetlands	500,000	448,390	-	500,000	448,390	105,219	-	448,390	Award	553,609	448,390	-
FannoCrkTrl Seg5- Scholls-92nd	250,000	247,844	7,156	257,156	255,000	2,560	-	254,596	Budget	257,156	254,596	404
MVCP Sport Court-Add'l Funding	400,000	400,000	227,300	627,300	627,300	-	-	627,300	Budget	627,300	627,300	-
N Johnson Crk Trl MP-PM	40,000	39,953	-	40,000	39,953	47	91	39,861	Budget	40,000	39,953	0
Nat Area Public Access D&D-PM	500,000	500,000	-	500,000	500,000	-	-	500,000	Budget	500,000	500,000	-
Nghbd Pk Abbey Crk Ph2 NWQ-5	69,200	67,200	431,900	501,100	499,100	9,577	39,722	451,801	Award	501,100	491,523	7,577
Nghbd Pk Pointer Rd NEQ-3	135,100	129,154	668,600	803,700	797,754	6,277	50,315	747,108	Budget	803,700	797,423	331
Regional Trl Dev - WST 14	1,601,900	1,601,900	-	1,601,900	1,601,900	-	-	1,601,900	Budget	1,601,900	1,601,900	-
Downtown planning	50,000	47,000	18,000	68,000	65,000	37,500	-	30,500	Budget	68,000	30,500	34,500
Cooper Mountain Planning	15,000	15,000	-	15,000	15,000	-	-	-	Budget	15,000	-	15,000
Subtotal Development/Improvements Carryover	15,392,345	7,450,531	2,954,709	18,347,054	10,405,240	7,900,481	312,977	9,948,422	-	18,161,880	10,261,399	143,841

Tualatin Hills Park and Recreation District

Monthly Capital Project Report

Estimated Cost vs. Budget

Through 01/31/2023

KEY

- Budget Estimate based on original budget - not started and/or no basis for change
- Deferred Some or all of Project has been eliminated to reduce overall capital costs for year
- Award Estimate based on Contract Award amount or quote price estimates
- Complete Project completed - no additional estimated costs to complete.

Description	Project Budget					Project Expenditures		Estimated Total Costs				Est. Cost (Over) Under
	Prior Year Budget Amount (1)	Budget Carryover to Current Year (2)	New Funds Budgeted in Current Year (3)	Cumulative Project Budget (1+3)	Current Year Budget Amount (2+3)	Expended Prior Years (4)	Expended Year-to-Date (5)	Estimated Cost to Complete (6)	Basis of Estimate	Project Cumulative (4+5+6)	Current Year (5+6)	Current Year
DEVELOPMENT/IMPROVEMENTS												
MTIPBvtn Crk Trl Land AcqROW	-	-	-	-	-	-	1,714	-	Budget	1,714	1,714	(1,714)
New Regional Trail Development - Westside Trail #14, #16-#18			20,000	20,000	20,000	-	-	20,000	Budget	20,000	20,000	-
RFFA Grant Match - Beaverton Creek Trail Engineering and Construction			510,800	510,800	510,800	79	89,906	420,815	Budget	510,800	510,721	79
Beaverton Creek Trail Engineering and Construction			1,775,884	1,775,884	1,775,884	-	-	1,775,884	Budget	1,775,884	1,775,884	-
Metro Bond Trails Competitive Grant Match - Westside Trail Bridge			217,500	217,500	217,500	-	-	217,500	Budget	217,500	217,500	-
EDA Grant Matching - HMT Complex Improvements			1,397,954	1,397,954	1,397,954	-	-	1,397,954	Budget	1,397,954	1,397,954	-
TOTAL DEVELOPMENT/IMPROVEMENT PROJECTS	-	-	3,922,138	3,922,138	3,922,138	79	91,620	3,832,153	-	3,923,852	3,923,773	(1,635)
UNDESIGNATED PROJECTS												
Undesignated Projects	-	-	13,589,196	13,589,196	13,589,196	-	-	13,589,196	Budget	13,589,196	13,589,196	-
TOTAL UNDESIGNATED PROJECTS	-	-	13,589,196	13,589,196	13,589,196	-	-	13,589,196	-	13,589,196	13,589,196	-
GRAND TOTAL SDC FUND	37,174,385	30,069,056	20,466,043	57,640,428	50,535,099	7,900,560	1,061,705	49,331,188	-	58,293,453	50,392,893	142,206

Tualatin Hills Park and Recreation District
Monthly Bond Capital Projects Report
Estimated Cost vs. Budget
Through 01/31/2023

Quadrant	Description	Project Budget			Project Expenditures			Estimated Cost to Complete	Basis of Estimate (Completed Phase)	Project Cumulative Cost	Variance	Percent of Variance	Cost Expended to Budget	Cost Expended to Total Cost
		Initial Project Budget	Adjustments	Current Total Project Budget FY 22/23	Expended Prior Years	Expended Year-to-Date	Total Expended to Date				Est. Cost (Over Under Budget)	Total Cost Variance to Budget		
		(1)	(2)	(1+2)=(3)	(4)	(5)	(4+5)=(6)				(7)	(6+7)=(9)		
BOND CAPITAL PROJECTS FUND														
<u>New Neighborhood Parks Development</u>														
SE	AM Kennedy Park & Athletic Field	1,285,250	50,704	1,335,954	1,674,551	-	1,674,551	-	Complete	1,674,551	(338,597)	-25.3%	125.3%	100.0%
SW	Barsotti Park & Athletic Field	1,285,250	27,556	1,312,806	1,250,248	-	1,250,248	-	Complete	1,250,248	62,558	4.8%	95.2%	100.0%
NW	Hansen Ridge Park (formerly Kaiser Ridge)	771,150	16,338	787,488	731,629	-	731,629	-	Complete	731,629	55,859	7.1%	92.9%	100.0%
SW	Roy Dancer Park	771,150	16,657	787,807	643,447	-	643,447	-	Complete	643,447	144,360	18.3%	81.7%	100.0%
NE	Roger Tilbury Park	771,150	19,713	790,863	888,218	-	888,218	-	Complete	888,218	(97,355)	-12.3%	112.3%	100.0%
	Sub-total New Neighborhood Parks Development	4,883,950	130,968	5,014,918	5,188,093	-	5,188,093	-		5,188,093	(173,175)	-3.5%	103.5%	100.0%
	Authorized Use of Savings from Bond Issuance													
UND	Administration Category	-	173,175	173,175	-	-	-	-	N/A	-	173,175	n/a	n/a	n/a
	Total New Neighborhood Parks Development	4,883,950	304,143	5,188,093	5,188,093	-	5,188,093	-		5,188,093	-	0.0%	100.0%	100.0%
<u>Renovate & Redevelop Neighborhood Parks</u>														
NE	Cedar Mill Park, Trail & Athletic Fields	1,125,879	29,756	1,155,635	990,095	-	990,095	-	Complete	990,095	165,540	14.3%	85.7%	100.0%
SE	Camille Park	514,100	28,634	542,734	585,471	-	585,471	-	Complete	585,471	(42,737)	-7.9%	107.9%	100.0%
NW	Somerset West Park	1,028,200	120,124	1,148,324	1,528,550	-	1,528,550	-	Complete	1,528,550	(380,226)	-33.1%	133.1%	100.0%
NW	Pioneer Park and Bridge Replacement	544,934	21,278	566,212	533,358	-	533,358	-	Complete	533,358	32,854	5.8%	94.2%	100.0%
SE	Vista Brook Park	514,100	20,504	534,604	729,590	-	729,590	-	Complete	729,590	(194,986)	-36.5%	136.5%	100.0%
	Sub-total Renovate & Redevelop Neighborhood Parks	3,727,213	220,296	3,947,509	4,367,063	-	4,367,063	-		4,367,063	(419,554)	-10.6%	110.6%	100.0%
	Authorized Use of Savings from Bond Issuance													
UND	Administration Category	-	419,554	419,554	-	-	-	-	N/A	-	419,554	n/a	n/a	n/a
	Total Renovate & Redevelop Neighborhood Parks	3,727,213	639,850	4,367,063	4,367,063	-	4,367,063	-		4,367,063	-	0.0%	100.0%	100.0%
<u>New Neighborhood Parks Land Acquisition</u>														
NW	New Neighborhood Park - NW Quadrant (Biles)	1,500,000	28,554	1,528,554	1,041,404	-	1,041,404	-	Complete	1,041,404	487,150	31.9%	68.1%	100.0%
NW	New Neighborhood Park - NW Quadrant (Living Hope)	-	-	-	1,067,724	-	1,067,724	-	Complete	1,067,724	(1,067,724)	-100.0%	n/a	100.0%
NW	New Neighborhood Park - NW Quadrant (Mitchell)	-	-	-	793,396	-	793,396	-	Complete	793,396	(793,396)	-100.0%	n/a	100.0%
NW	New Neighborhood Park - NW Quadrant (PGE)	-	-	-	62,712	-	62,712	-	Complete	62,712	(62,712)	-100.0%	n/a	100.0%
NE	New Neighborhood Park - NE Quadrant (Wilson)	1,500,000	27,968	1,527,968	529,294	-	529,294	-	Complete	529,294	998,674	65.4%	34.6%	100.0%
NE	New Neighborhood Park - NE Quadrant (Lehman - formerly undesignated)	1,500,000	33,466	1,533,466	2,119,940	-	2,119,940	-	Complete	2,119,940	(586,474)	-38.2%	138.2%	100.0%
SW	New Neighborhood Park - SW Quadrant (Sterling Savings)	1,500,000	24,918	1,524,918	1,058,925	-	1,058,925	-	Complete	1,058,925	465,993	30.6%	69.4%	100.0%
SW	New Neighborhood Park - SW Quadrant (Altishin)	-	-	-	551,696	-	551,696	-	Complete	551,696	(551,696)	-100.0%	n/a	100.0%
SW	New Neighborhood Park - SW Quadrant (Hung easement for Roy Dancer Park)	-	-	-	60,006	-	60,006	-	Complete	60,006	(60,006)	-100.0%	n/a	100.0%
SE	New Neighborhood Park - SE Quadrant (Cobb)	1,500,000	15,547	1,515,547	2,609,880	-	2,609,880	-	Complete	2,609,880	(1,094,333)	-72.2%	172.2%	100.0%
NW	New Neighborhood Park (North Bethany) (McGettigan)	1,500,000	23,667	1,523,667	1,629,763	-	1,629,763	-	Complete	1,629,763	(106,096)	-7.0%	107.0%	100.0%
UND	New Neighborhood Park - Undesignated	-	-	-	-	-	-	-	Reallocated	-	-	-100.0%	n/a	0.0%
	Sub-total New Neighborhood Parks	9,000,000	154,120	9,154,120	11,524,740	-	11,524,740	-		11,524,740	(2,370,620)	-25.9%	125.9%	100.0%
	Authorized Use of Savings from New Community Park													
UND	Land Acquisition Category	-	1,655,521	1,655,521	-	-	-	-	N/A	-	1,655,521	n/a	n/a	n/a
	Authorized Use of Savings from Community Center /													
UND	Community Park Land Acquisition Category	-	715,099	715,099	-	-	-	-	N/A	-	715,099	n/a	n/a	n/a
	Total New Neighborhood Parks	9,000,000	2,524,740	11,524,740	11,524,740	-	11,524,740	-		11,524,740	-	0.0%	100.0%	100.0%

Tualatin Hills Park and Recreation District
Monthly Bond Capital Projects Report
Estimated Cost vs. Budget
Through 01/31/2023

Quadrant	Description	Project Budget			Project Expenditures			Estimated Cost to Complete	Basis of Estimate (Completed Phase)	Project Cumulative Cost	Variance	Percent of Variance	Cost Expended to Budget	Cost Expended to Total Cost
		Initial Project Budget	Adjustments	Current Total Project Budget FY 22/23	Expended Prior Years	Expended Year-to-Date	Total Expended to Date							
		(1)	(2)	(1+2)=(3)	(4)	(5)	(4+5)=(6)	(7)		(6+7)=(9)	(3-9) = (10)	(10) / (3)	(6) / (3)	(6)/(9)
<u>New Community Park Development</u>														
SW	SW Quad Community Park & Athletic Field	7,711,500	343,963	8,055,463	10,594,517	-	10,594,517	75,726	Complete	10,670,243	(2,614,780)	-32.5%	131.5%	99.3%
	Sub-total New Community Park Development	7,711,500	343,963	8,055,463	10,594,517	-	10,594,517	75,726		10,670,243	(2,614,780)	-32.5%	131.5%	99.3%
UND	Authorized use of savings from Bond Facility Rehabilitation category		1,300,000	1,300,000	-	-	-	-	N/A	-	1,300,000	n/a	n/a	n/a
UND	Authorized use of savings from Bond Administration (Issuance) category		930,529	930,529	-	-	-	-	N/A	-	930,529	n/a	n/a	n/a
UND	Outside Funding from Washington County / Metro Transferred from Community Center Land Acquisition	-	384,251	384,251	-	-	-	-	N/A	-	384,251	n/a	n/a	n/a
	Total New Community Park Development	7,711,500	2,958,743	10,670,243	10,594,517	-	10,594,517	75,726		10,670,243	-	0.0%	99.3%	99.3%
<u>New Community Park Land Acquisition</u>														
NE	New Community Park - NE Quadrant (Teufel)	10,000,000	132,657	10,132,657	8,103,899	-	8,103,899	-	Complete	8,103,899	2,028,758	20.0%	80.0%	100.0%
NE	Community Park Expansion - NE Quad (BSD/William Walker)	-	-	-	373,237	-	373,237	-	Complete	373,237	(373,237)	100.0%	n/a	100.0%
	Sub-total New Community Park	10,000,000	132,657	10,132,657	8,477,136	-	8,477,136	-		8,477,136	1,655,521	16.3%	83.7%	100.0%
UND	Authorized Use of Savings for New Neighborhood Parks Land Acquisition Category	-	(1,655,521)	(1,655,521)	-	-	-	-	N/A	-	(1,655,521)	n/a	n/a	n/a
	Total New Community Park	10,000,000	(1,522,864)	8,477,136	8,477,136	-	8,477,136	-		8,477,136	-	0.0%	100.0%	100.0%
<u>Renovate and Redevelop Community Parks</u>														
NE	Cedar Hills Park & Athletic Field	6,194,905	449,392	6,644,297	7,684,215	-	7,684,215	-	Complete	7,684,316	(1,040,019)	-15.7%	115.7%	100.0%
SE	Schiffler Park	3,598,700	74,403	3,673,103	2,633,084	-	2,633,084	-	Complete	2,633,084	1,040,019	28.3%	71.7%	100.0%
	Total Renovate and Redevelop Community Parks	9,793,605	523,795	10,317,400	10,317,299	-	10,317,299	-		10,317,400	-	0.0%	100.0%	100.0%
<u>Natural Area Preservation - Restoration</u>														
NE	Roger Tilbury Memorial Park	30,846	1,872	32,718	36,450	-	36,450	-	Complete	36,450	(3,732)	-11.4%	111.4%	100.0%
NE	Cedar Mill Park	30,846	1,172	32,018	1,201	-	1,201	-	Complete	1,201	30,817	96.2%	3.8%	100.0%
NE	Jordan/Jackie Husen Park	308,460	8,961	317,421	36,236	-	36,236	-	Complete	36,236	281,185	88.6%	11.4%	100.0%
NW	NE/Bethany Meadows Trail Habitat Connection	246,768	16,178	262,946	-	-	-	-	On Hold	-	262,946	100.0%	0.0%	0.0%
NW	Hansen Ridge Park (formerly Kaiser Ridge)	10,282	300	10,582	12,929	-	12,929	-	Complete	12,929	(2,347)	-22.2%	122.2%	100.0%
NW	Allenbach Acres Park	41,128	2,318	43,446	10,217	-	10,217	-	Complete	10,217	33,229	76.5%	23.5%	100.0%
NW	Crystal Creek Park	205,640	7,208	212,848	95,401	-	95,401	-	Complete	95,401	117,447	55.2%	44.8%	100.0%
NE	Foothills Park	61,692	1,172	62,864	46,178	-	46,178	-	Complete	46,178	16,686	26.5%	73.5%	100.0%
NE	Commonwealth Lake Park	41,128	778	41,906	30,809	-	30,809	-	Complete	30,809	11,097	26.5%	73.5%	100.0%
NW	Tualatin Hills Nature Park	90,800	2,323	93,123	27,696	-	27,696	-	Complete	27,696	65,427	70.3%	29.7%	100.0%
NE	Pioneer Park	10,282	254	10,536	9,421	-	9,421	-	Complete	9,421	1,115	10.6%	89.4%	100.0%
NW	Whispering Woods Park	51,410	914	52,324	48,871	-	48,871	-	Complete	48,871	3,453	6.6%	93.4%	100.0%
NW	Willow Creek Nature Park	20,564	389	20,953	21,877	-	21,877	-	Complete	21,877	(924)	-4.4%	104.4%	100.0%
SE	AM Kennedy Park	30,846	741	31,587	26,866	-	26,866	-	Complete	26,866	4,721	14.9%	85.1%	100.0%
SE	Camille Park	77,115	1,784	78,899	61,399	-	61,399	-	Complete	61,399	17,500	22.2%	77.8%	100.0%
SE	Vista Brook Park	20,564	897	21,461	5,414	-	5,414	-	Complete	5,414	16,047	74.8%	25.2%	100.0%
SE	Greenway Park/Koll Center	61,692	2,316	64,008	56,727	-	56,727	-	Complete	56,727	7,281	11.4%	88.6%	100.0%
SE	Bauman Park	82,256	2,024	84,280	30,153	-	30,153	-	Complete	30,153	54,127	64.2%	35.8%	100.0%
SE	Fanno Creek Park	162,456	6,736	169,192	65,185	-	65,185	-	Complete	65,185	104,007	61.5%	38.5%	100.0%
SE	Hideaway Park	41,128	1,105	42,233	38,459	-	38,459	-	Complete	38,459	3,774	8.9%	91.1%	100.0%
SW	Murrayhill Park	61,692	1,031	62,723	65,712	-	65,712	-	Complete	65,712	(2,989)	-4.8%	104.8%	100.0%
SE	Hyland Forest Park	71,974	1,342	73,316	65,521	-	65,521	-	Complete	65,521	7,795	10.6%	89.4%	100.0%
SW	Cooper Mountain	205,640	13,479	219,119	14	-	14	-	On Hold	14	219,105	100.0%	0.0%	100.0%
SW	Winkelman Park	10,282	241	10,523	5,894	-	5,894	-	Complete	5,894	4,629	44.0%	56.0%	100.0%
SW	Lowami Hart Woods	287,896	9,345	297,241	130,125	-	130,125	-	Complete	130,125	167,116	56.2%	43.8%	100.0%
SW	Rosa/Hazeldale Parks	28,790	722	29,512	12,754	-	12,754	-	Complete	12,754	16,758	56.8%	43.2%	100.0%
SW	Mt Williams Park	102,820	9,269	112,089	52,362	-	52,362	-	Complete	52,362	59,727	53.3%	46.7%	100.0%

Tualatin Hills Park and Recreation District
Monthly Bond Capital Projects Report
Estimated Cost vs. Budget
Through 01/31/2023

Quadrant	Description	Project Budget			Project Expenditures			Estimated Cost to Complete	Basis of Estimate (Completed Phase)	Project Cumulative Cost	Variance Est. Cost (Over) Under Budget	Percent of Variance Total Cost Variance to Budget	Cost Expended to Budget	Cost Expended to Total Cost
		Initial Project Budget	Adjustments	Current Total Project Budget FY 22/23	Expended Prior Years	Expended Year-to-Date	Total Expended to Date							
		(1)	(2)	(1+2)=(3)	(4)	(5)	(4+5)=(6)							
SW	Jenkins Estate	154,230	3,365	157,595	139,041	-	139,041	-	Complete	139,041	18,554	11.8%	88.2%	100.0%
SW	Summercrest Park	10,282	193	10,475	7,987	-	7,987	-	Complete	7,987	2,488	23.8%	76.2%	100.0%
SW	Morrison Woods	61,692	4,042	65,734	0	-	0	-	Cancelled	0	65,734	100.0%	0.0%	100.0%
UND	Interpretive Sign Network	339,306	9,264	348,570	326,776	-	326,776	-	Complete	326,776	21,794	6.3%	93.7%	100.0%
NW	Beaverton Creek Trail	61,692	4,043	65,735	-	-	-	-	On Hold	-	65,735	100.0%	0.0%	0.0%
NW	Bethany Wetlands/Bronson Creek	41,128	2,695	43,823	-	-	-	-	On Hold	-	43,823	100.0%	0.0%	0.0%
NW	Bluegrass Downs Park	15,423	1,010	16,433	-	-	-	-	On Hold	-	16,433	100.0%	0.0%	0.0%
NW	Crystal Creek	41,128	2,696	43,824	-	-	-	-	On Hold	-	43,824	100.0%	0.0%	0.0%
UND	Reallocation of project savings to new project budgets	-	(865,000)	(865,000)	-	-	-	-	Reallocation	-	(865,000)	100.0%	0.0%	0.0%
SE	Hyland Woods Phase 2	-	77,120	77,120	65,453	-	65,453	-	Complete	65,453	11,667	15.1%	84.9%	100.0%
SW	Jenkins Estate Phase 2	-	131,457	131,457	67,754	-	67,754	-	Complete	67,754	63,703	48.5%	51.5%	100.0%
NW	Somerset	-	161,030	161,030	161,030	-	161,030	-	Complete	161,030	-	0.0%	100.0%	100.0%
NW	Rock Creek Greenway	-	167,501	167,501	150,152	-	150,152	-	Complete	150,152	17,349	10.4%	89.6%	100.0%
NW	Whispering Woods Phase 2	-	102,661	102,661	97,000	-	97,000	-	Complete	97,000	5,661	5.5%	94.5%	100.0%
SE	Raleigh Park	-	118,187	118,187	88,489	20,846	109,335	168,745	Planting	278,080	(159,893)	-135.3%	92.5%	39.3%
NE	Bannister Creek Greenway/NE Park	-	80,798	80,798	32,552	3,823	36,375	44,423	Planting	80,798	-	0.0%	45.0%	45.0%
NW	Beaverton Creek Greenway Duncan	-	20,607	20,607	-	-	-	-	Cancelled	-	20,607	100.0%	0.0%	0.0%
SE	Church of Nazarene	-	30,718	30,718	14,121	-	14,121	-	Complete	14,121	16,597	54.0%	46.0%	100.0%
SW	Lilly K. Johnson Woods	-	30,722	30,722	37,132	-	37,132	-	Complete	37,132	(6,410)	-20.9%	120.9%	100.0%
UND	Restoration of new properties to be acquired	643,023	41,096	684,119	976	-	976	6,196	On Hold	7,172	676,947	99.0%	0.1%	13.6%
UND	Reallocation of project savings to new project budgets	-	(1,570,245)	(1,570,245)	-	-	-	-	Reallocation	-	(1,570,245)	100.0%	0.0%	0.0%
NE	NE Quadrant Property(Findley)	-	471,984	471,984	47,213	57,205	104,419	367,565	Site Prep	471,984	-	0.0%	22.1%	22.1%
NE	N. Johnson Greenway (Peterkort)	-	262,760	262,760	-	-	-	-	Cancelled	-	262,760	100.0%	0.0%	0.0%
NE	Commonwealth Lake Park	-	62,932	62,932	4,519	1,800	6,318	56,614	Complete	62,932	-	0.0%	10.0%	10.0%
SW	155th Wetlands	-	26,060	26,060	22,951	-	22,951	-	Complete	22,951	3,109	11.9%	88.1%	100.0%
SW	Bronson Creek New Properties	-	104,887	104,887	-	2,835	2,835	102,052	Budget	104,887	-	0.0%	2.7%	2.7%
SE	Fanno Creek Greenway	-	83,909	83,909	80,114	-	80,114	-	Complete	80,114	3,795	4.5%	95.5%	100.0%
NW	HMT north woods and stream	-	52,176	52,176	25,720	5,237	30,957	29,000	Planting	59,956	(7,780)	-14.9%	59.3%	51.6%
NE	Cedar Mill Creek Greenway	-	31,260	31,260	21,820	2,542	24,362	6,898	Planting	31,260	-	0.0%	77.9%	77.9%
SW	Fir Grove Park	-	25,908	25,908	22,594	-	22,594	3,314	Planting	25,908	-	0.0%	87.2%	87.2%
SW	HL Cain Wetlands	-	25,989	25,989	23,275	-	23,275	2,714	Complete	25,989	-	0.0%	89.6%	89.6%
NW	Bronson Creek Park	-	26,191	26,191	7,359	5,194	12,553	15,577	Planting	28,130	(1,939)	-7.4%	47.9%	44.6%
SE	Center Street Wetlands Area	-	20,939	20,939	11,167	2,120	13,287	9,079	Planting	22,366	(1,427)	-6.8%	63.5%	59.4%
SW	Tallac Terrace Park	-	10,511	10,511	-	-	-	-	Cancelled	-	10,511	100.0%	0.0%	0.0%
NE	Forest Hills Park	-	10,462	10,462	2,594	500	3,094	7,368	Planting	10,462	-	0.0%	29.6%	29.6%
UND	Arborist/Tree Management	-	297,824	297,824	154,216	35,015	189,231	59,857	Site Prep	249,088	48,736	16.4%	63.5%	76.0%
NW	North Bethany Greenway	-	26,131	26,131	10,905	3,471	14,376	11,755	Site Prep	26,131	-	0.0%	55.0%	55.0%
NW	Willow Creek Greenway II	-	26,031	26,031	30,221	-	30,221	1,707	Complete	31,928	(5,897)	-22.7%	116.1%	94.7%
NW	Westside Trail Segment 18	-	26,221	26,221	475	-	475	25,746	Budget	26,221	-	0.0%	1.8%	1.8%
SW	Westside Trail- Burntwood area	-	25,813	25,813	23,939	-	23,939	-	Complete	23,939	1,874	7.3%	92.7%	100.0%
NW	Waterhouse Trail	-	26,207	26,207	3,404	1,157	4,561	21,646	Site Prep	26,207	-	0.0%	17.4%	17.4%
Sub-total Natural Area Restoration		3,762,901	293,026	4,055,927	2,674,819	141,745	2,816,564	940,256		3,756,820	299,107	7.4%	69.4%	75.0%
UND	Authorized Use of Savings for Natural Area Preservation - Land Acquisition	-	(299,107)	(299,107)	-	-	-	-	N/A	-	(299,107)	n/a	n/a	n/a
Total Natural Area Restoration		3,762,901	(6,081)	3,756,820	2,674,819	141,745	2,816,564	940,256		3,756,820	-	0.0%	75.0%	75.0%
Natural Area Preservation - Land Acquisition														
UND	Natural Area Acquisitions	8,400,000	447,583	8,847,583	9,146,690	-	9,146,690	-	Budget	9,146,690	(299,107)	-3.4%	103.4%	100.0%
Sub-total Natural Area Preservation - Land Acquisition		8,400,000	447,583	8,847,583	9,146,690	-	9,146,690	-		9,146,690	(299,107)	-3.4%	103.4%	100.0%
UND	Authorized Use of Savings from Natural Area Restoration	-	299,107	299,107	-	-	-	-	N/A	-	299,107	n/a	n/a	n/a
Total Natural Area Preservation - Land Acquisition		8,400,000	746,690	9,146,690	9,146,690	-	9,146,690	-		9,146,690	-	0.0%	100.0%	100.0%

Tualatin Hills Park and Recreation District
Monthly Bond Capital Projects Report
Estimated Cost vs. Budget
Through 01/31/2023

Quadrant	Description	Project Budget			Project Expenditures			Estimated Cost to Complete	Basis of Estimate (Completed Phase)	Project Cumulative Cost	Variance	Percent of Variance	Cost Expended to Budget	Cost Expended to Total Cost
		Initial Project Budget	Adjustments	Current Total Project Budget FY 22/23	Expended Prior Years	Expended Year-to-Date	Total Expended to Date							
		(1)	(2)	(1+2)=(3)	(4)	(5)	(4+5)=(6)	(7)		(6+7)=(9)	(3-9) = (10)	(10) / (3)	(6) / (3)	(6)/(9)
<u>New Linear Park and Trail Development</u>														
SW	Westside Trail Segments 1, 4, & 7	4,267,030	85,084	4,352,114	4,381,083	-	4,381,083	-	Complete	4,381,083	(28,969)	-0.7%	100.7%	100.0%
NE	Jordan/Husen Park Trail	1,645,120	46,432	1,691,552	1,227,496	-	1,227,496	-	Complete	1,227,496	464,056	27.4%	72.6%	100.0%
NW	Waterhouse Trail Segments 1, 5 & West Spur	3,804,340	78,646	3,882,986	4,394,637	-	4,394,637	-	Complete	4,394,637	(511,651)	-13.2%	113.2%	100.0%
NW	Rock Creek Trail #5 & Allenbach, North Bethany #2	2,262,040	103,949	2,365,989	1,743,667	-	1,743,667	-	Complete	1,743,667	622,322	26.3%	73.7%	100.0%
UND	Miscellaneous Natural Trails	100,000	8,837	108,837	30,394	-	30,394	78,443	Budget	108,837	-	0.0%	27.9%	27.9%
NW	Nature Park - Old Wagon Trail	359,870	3,094	362,964	238,702	-	238,702	-	Complete	238,702	124,262	34.2%	65.8%	100.0%
NE	NE Quadrant Trail - Bluffs Phase 2	257,050	14,797	271,847	412,424	-	412,424	-	Complete	412,424	(140,577)	-51.7%	151.7%	100.0%
SW	Lowami Hart Woods	822,560	55,645	878,205	1,255,274	-	1,255,274	-	Complete	1,255,274	(377,069)	-42.9%	142.9%	100.0%
NW	Westside - Waterhouse Trail Connection	1,542,300	48,560	1,590,860	1,055,589	-	1,055,589	-	Complete	1,055,589	535,271	33.6%	66.4%	100.0%
	Sub-total New Linear Park and Trail Development	15,060,310	445,044	15,505,354	14,739,266	-	14,739,266	78,443		14,817,709	687,645	4.4%	95.1%	99.5%
	Authorized Use of Savings for Multi-field/Multi-purpose													
UND	Athletic Field Development	-	(687,645)	(687,645)	-	-	-	-	N/A	-	(687,645)	n/a	n/a	n/a
	Total New Linear Park and Trail Development	15,060,310	(242,601)	14,817,709	14,739,266	-	14,739,266	78,443		14,817,709	-	0.0%	99.5%	99.5%
<u>New Linear Park and Trail Land Acquisition</u>														
UND	New Linear Park and Trail Acquisitions	1,200,000	23,401	1,223,401	1,222,206	-	1,222,206	1,195	Budget	1,223,401	-	0.0%	99.9%	99.9%
	Total New Linear Park and Trail Land Acquisition	1,200,000	23,401	1,223,401	1,222,206	-	1,222,206	1,195		1,223,401	-	0.0%	99.9%	99.9%
<u>Multi-field/Multi-purpose Athletic Field Development</u>														
SW	Winkelman Athletic Field	514,100	34,601	548,701	941,843	-	941,843	-	Complete	941,843	(393,142)	-71.6%	171.6%	100.0%
SE	Meadow Waye Park	514,100	4,791	518,891	407,340	-	407,340	-	Complete	407,340	111,551	21.5%	78.5%	100.0%
NW	New Fields in NW Quadrant - Living Hope	514,100	77,969	592,069	1,175,521	-	1,175,521	81,540	Award	1,257,061	(664,992)	-112.3%	198.5%	93.5%
NE	New Fields in NE Quadrant (Cedar Mill Park)	514,100	14,184	528,284	527,993	-	527,993	-	Complete	527,993	291	0.1%	99.9%	100.0%
SW	New Fields in SW Quadrant - MVCP	514,100	59,494	573,594	114,647	42,017	156,663	416,931	Budget	573,594	-	0.0%	27.3%	27.3%
SE	New Fields in SE Quadrant (Conestoga Middle School)	514,100	19,833	533,933	548,917	-	548,917	-	Complete	548,917	(14,984)	-2.8%	102.8%	100.0%
	Sub-total Multi-field/Multi-purpose Athletic Field Dev.	3,084,600	210,872	3,295,472	3,716,261	42,017	3,758,277	498,471		4,256,748	(961,276)	-29.2%	114.0%	88.3%
	Authorized Use of Savings from New Linear													
UND	Park and Trail Development category	-	687,645	687,645	-	-	-	-	N/A	-	687,645	n/a	n/a	n/a
	Authorized Use of Savings from Facility													
UND	Rehabilitation category	-	244,609	244,609	-	-	-	-	N/A	-	244,609	n/a	n/a	n/a
	Authorized Use of Savings from Bond Issuance													
UND	Administration Category	-	29,022	29,022	-	-	-	-	N/A	-	29,022	n/a	n/a	n/a
	Total Multi-field/Multi-purpose Athletic Field Dev.	3,084,600	1,172,148	4,256,748	3,716,261	42,017	3,758,277	498,471		4,256,748	-	0.0%	88.3%	88.3%
<u>Deferred Park Maintenance Replacements</u>														
UND	Play Structure Replacements at 11 sites	810,223	3,685	813,908	773,055	-	773,055	-	Complete	773,055	40,853	5.0%	95.0%	100.0%
NW	Bridge/boardwalk replacement - Willow Creek	96,661	1,276	97,937	127,277	-	127,277	-	Complete	127,277	(29,340)	-30.0%	130.0%	100.0%
SW	Bridge/boardwalk replacement - Rosa Park	38,909	369	39,278	38,381	-	38,381	-	Complete	38,381	897	2.3%	97.7%	100.0%
SW	Bridge/boardwalk replacement - Jenkins Estate	7,586	34	7,620	28,430	-	28,430	-	Complete	28,430	(20,810)	-273.1%	373.1%	100.0%
SE	Bridge/boardwalk replacement - Hartwood Highlands	10,767	134	10,901	985	-	985	-	Cancelled	985	9,916	91.0%	9.0%	100.0%
NE	Irrigation Replacement at Roxbury Park	48,854	63	48,917	41,902	-	41,902	-	Complete	41,902	7,015	14.3%	85.7%	100.0%
UND	Pedestrian Path Replacement at 3 sites	116,687	150	116,837	118,039	-	118,039	-	Complete	118,039	(1,202)	-1.0%	101.0%	100.0%
SW	Permeable Parking Lot at Aloha Swim Center	160,914	1,515	162,429	191,970	-	191,970	-	Complete	191,970	(29,541)	-18.2%	118.2%	100.0%
NE	Permeable Parking Lot at Sunset Swim Center	160,914	2,614	163,528	512,435	-	512,435	-	Complete	512,435	(348,907)	-213.4%	313.4%	100.0%
	Sub-total Deferred Park Maintenance Replacements	1,451,515	9,840	1,461,355	1,832,474	-	1,832,474	-		1,832,474	(371,119)	-25.4%	125.4%	100.0%
	Authorized Use of Savings from Facility Expansion &													
UND	Improvements Category	-	200,634	200,634	-	-	-	-	N/A	-	200,634	n/a	n/a	n/a
	Authorized Use of Savings from Bond Issuance													
UND	Administration Category	-	170,485	170,485	-	-	-	-	N/A	-	170,485	n/a	n/a	n/a
	Total Deferred Park Maintenance Replacements	1,451,515	380,959	1,832,474	1,832,474	-	1,832,474	-		1,832,474	-	0.0%	100.0%	100.0%

Tualatin Hills Park and Recreation District
Monthly Bond Capital Projects Report
Estimated Cost vs. Budget
Through 01/31/2023

Quadrant	Description	Project Budget			Project Expenditures			Estimated Cost to Complete	Basis of Estimate (Completed Phase)	Project Cumulative Cost	Variance	Percent of Variance	Cost Expended to Budget	Cost Expended to Total Cost
		Initial Project Budget	Adjustments	Current Total Project Budget FY 22/23	Expended Prior Years	Expended Year-to-Date	Total Expended to Date							
		(1)	(2)	(1+2)=(3)	(4)	(5)	(4+5)=(6)	(7)		(6+7)=(9)	(3-9) = (10)	(10) / (3)	(6) / (3)	(6)/(9)
Facility Rehabilitation														
UND	Structural Upgrades at Several Facilities	317,950	(194,874)	123,076	115,484	-	115,484	-	Complete	115,484	7,592	6.2%	93.8%	100.0%
SW	Structural Upgrades at Aloha Swim Center	406,279	8,497	414,776	518,302	-	518,302	-	Complete	518,302	(103,526)	-25.0%	125.0%	100.0%
SE	Structural Upgrades at Beaverton Swim Center	1,447,363	37,353	1,484,716	820,440	-	820,440	-	Complete	820,440	664,276	44.7%	55.3%	100.0%
NE	Structural Upgrades at Cedar Hills Recreation Center	628,087	18,177	646,264	544,403	-	544,403	-	Complete	544,403	101,861	15.8%	84.2%	100.0%
SW	Structural Upgrades at Conestoga Rec/Aquatic Ctr	44,810	847	45,657	66,762	-	66,762	-	Complete	66,762	(21,105)	-46.2%	146.2%	100.0%
SE	Structural Upgrades at Garden Home Recreation Center	486,935	21,433	508,368	513,762	-	513,762	-	Complete	513,762	(5,394)	-1.1%	101.1%	100.0%
SE	Structural Upgrades at Harman Swim Center	179,987	2,779	182,766	73,115	-	73,115	-	Complete	73,115	109,651	60.0%	40.0%	100.0%
NW	Structural Upgrades at HMT/50 Mtr Pool/Aquatic Ctr	312,176	4,692	316,868	233,429	-	233,429	-	Complete	233,429	83,439	26.3%	73.7%	100.0%
NW	Structural Upgrades at HMT Aquatic Ctr - Roof Replacement	-	203,170	203,170	446,162	-	446,162	-	Complete	446,162	(242,992)	-119.6%	219.6%	100.0%
NW	Structural Upgrades at HMT Administration Building	397,315	6,080	403,395	299,599	-	299,599	-	Complete	299,599	103,796	25.7%	74.3%	100.0%
NW	Structural Upgrades at HMT Athletic Center	65,721	85	65,806	66,000	-	66,000	-	Complete	66,000	(194)	-0.3%	100.3%	100.0%
NW	Structural Upgrades at HMT Dryland Training Ctr	116,506	2,137	118,643	75,686	-	75,686	-	Complete	75,686	42,957	36.2%	63.8%	100.0%
NW	Structural Upgrades at HMT Tennis Center	268,860	5,033	273,893	74,804	-	74,804	-	Complete	74,804	199,089	72.7%	27.3%	100.0%
SE	Structural Upgrades at Raleigh Swim Center	4,481	6	4,487	5,703	-	5,703	-	Complete	5,703	(1,216)	-27.1%	127.1%	100.0%
NW	Structural Upgrades at Somerset Swim Center	8,962	12	8,974	9,333	-	9,333	-	Complete	9,333	(359)	-4.0%	104.0%	100.0%
NE	Sunset Swim Center Structural Upgrades	1,028,200	16,245	1,044,445	626,419	-	626,419	-	Complete	626,419	418,026	40.0%	60.0%	100.0%
NE	Sunset Swim Center Pool Tank	514,100	275	514,375	308,574	-	308,574	-	Complete	308,574	205,801	40.0%	60.0%	100.0%
UND	Auto Gas Meter Shut Off Valves at All Facilities	-	275	275	17,368	-	17,368	-	Complete	17,368	(17,093)	100.0%	0.0%	100.0%
Sub-total Facility Rehabilitation		6,227,732	132,222	6,359,954	4,815,345	-	4,815,345	-		4,815,345	1,544,609	24.3%	75.7%	100.0%
UND	Authorized use of savings for SW Quad Community Park & Athletic Fields	-	(1,300,000)	(1,300,000)	-	-	-	-	N/A	-	(1,300,000)	n/a	n/a	n/a
Sub-total Facility Rehabilitation		6,227,732	(1,167,778)	5,059,954	4,815,345	-	4,815,345	-		4,815,345	244,609	4.8%	n/a	n/a
UND	Authorized Use of Savings for Multi-field/Multi-purpose Athletic Field Development	-	(244,609)	(244,609)	-	-	-	-	N/A	-	(244,609)	n/a	n/a	n/a
Total Facility Rehabilitation		6,227,732	(1,412,387)	4,815,345	4,815,345	-	4,815,345	-		4,815,345	-	0.0%	100.0%	100.0%
Facility Expansion and Improvements														
SE	Elsie Stuhr Center Expansion & Structural Improvements	1,997,868	30,311	2,028,179	2,039,367	-	2,039,367	-	Complete	2,039,367	(11,188)	-0.6%	100.6%	100.0%
SW	Conestoga Rec/Aquatic Expansion & Splash Pad	5,449,460	85,351	5,534,811	5,414,909	-	5,414,909	-	Complete	5,414,909	119,902	2.2%	97.8%	100.0%
SW	Aloha ADA Dressing Rooms	123,384	158	123,542	178,764	-	178,764	-	Complete	178,764	(55,222)	-44.7%	144.7%	100.0%
NW	Aquatics Center ADA Dressing Rooms	133,666	1,083	134,749	180,540	-	180,540	-	Complete	180,540	(45,791)	-34.0%	134.0%	100.0%
NE	Athletic Center HVAC Upgrades	514,100	654	514,754	321,821	-	321,821	-	Complete	321,821	192,933	37.5%	62.5%	100.0%
Sub-total Facility Expansion and Improvements		8,218,478	117,557	8,336,035	8,135,401	-	8,135,401	-		8,135,401	200,634	2.4%	97.6%	100.0%
UND	Authorized Use of Savings for Deferred Park Maintenance Replacements Category	-	(200,634)	(200,634)	-	-	-	-	N/A	-	(200,634)	n/a	n/a	n/a
Total Facility Expansion and Improvements		8,218,478	(83,077)	8,135,401	8,135,401	-	8,135,401	-		8,135,401	-	0.0%	100.0%	100.0%
ADA/Access Improvements														
NW	HMT ADA Parking & other site improvement	735,163	19,544	754,707	1,019,771	-	1,019,771	-	Complete	1,019,771	(265,064)	-35.1%	135.1%	100.0%
UND	ADA Improvements - undesignated funds	116,184	2,712	118,896	72,245	-	72,245	-	Complete	72,245	46,651	39.2%	60.8%	100.0%
SW	ADA Improvements - Barrows Park	8,227	104	8,331	6,825	-	6,825	-	Complete	6,825	1,506	18.1%	81.9%	100.0%
NW	ADA Improvements - Bethany Lake Park	20,564	194	20,758	25,566	-	25,566	-	Complete	25,566	(4,808)	-23.2%	123.2%	100.0%
NE	ADA Improvements - Cedar Hills Recreation Center	8,226	130	8,356	8,255	-	8,255	-	Complete	8,255	101	1.2%	98.8%	100.0%
NE	ADA Improvements - Forest Hills Park	12,338	197	12,535	23,416	-	23,416	-	Complete	23,416	(10,881)	-86.8%	186.8%	100.0%
SE	ADA Improvements - Greenway Park	15,423	196	15,619	-	-	-	-	Cancelled	-	15,619	100.0%	0.0%	0.0%
SW	ADA Improvements - Jenkins Estate	16,450	262	16,712	11,550	-	11,550	-	Complete	11,550	5,162	30.9%	69.1%	100.0%
SW	ADA Improvements - Lawndale Park	30,846	40	30,886	16,626	-	16,626	-	Complete	16,626	14,260	46.2%	53.8%	100.0%
NE	ADA Improvements - Lost Park	15,423	245	15,668	15,000	-	15,000	-	Complete	15,000	668	4.3%	95.7%	100.0%
NW	ADA Improvements - Rock Crk Pwrlne Prk (Soccer Fld)	20,564	327	20,891	17,799	-	17,799	-	Complete	17,799	3,092	14.8%	85.2%	100.0%
NW	ADA Improvements - Skyview Park	5,140	82	5,222	7,075	-	7,075	-	Complete	7,075	(1,853)	-35.5%	135.5%	100.0%
NW	ADA Improvements - Waterhouse Powerline Park	8,226	183	8,409	8,402	-	8,402	-	Complete	8,402	7	0.1%	99.9%	100.0%
NE	ADA Improvements - West Sylvan Park	5,140	82	5,222	5,102	-	5,102	-	Complete	5,102	120	2.3%	97.7%	100.0%
SE	ADA Improvements - Wonderland Park	10,282	163	10,445	4,915	-	4,915	-	Complete	4,915	5,530	52.9%	47.1%	100.0%
Sub-total ADA/Access Improvements		1,028,196	24,461	1,052,657	1,242,547	-	1,242,547	-		1,242,547	(189,890)	-18.0%	118.0%	100.0%

Tualatin Hills Park and Recreation District
Monthly Bond Capital Projects Report
Estimated Cost vs. Budget
Through 01/31/2023

Quadrant	Description	Project Budget			Project Expenditures			Estimated Cost to Complete	Basis of Estimate (Completed Phase)	Project Cumulative Cost	Variance	Percent of Variance	Cost Expended to Budget	Cost Expended to Total Cost
		Initial Project Budget	Adjustments	Current Total Project Budget FY 22/23	Expended Prior Years	Expended Year-to-Date	Total Expended to Date							
		(1)	(2)	(1+2)=(3)	(4)	(5)	(4+5)=(6)	(7)		(6+7)=(9)	(3-9) = (10)	(10) / (3)	(6) / (3)	(6)/(9)
UND	Authorized Use of Savings from Bond Issuance Administration Category	-	189,890	189,890	-	-	-	-	N/A	-	189,890	100.0%	n/a	n/a
	Total ADA/Access Improvements	1,028,196	214,351	1,242,547	1,242,547	-	1,242,547	-		1,242,547	-		100.0%	100.0%
	Community Center Land Acquisition													
UND	Community Center / Community Park (SW Quadrant) (Hulse/BSD/Engel)	5,000,000	105,974	5,105,974	1,654,847	-	1,654,847	-	Complete	1,654,847	3,451,127	67.6%	32.4%	100.0%
UND	Community Center / Community Park (SW Quadrant) (Wenzel/Wall)	-	-	-	2,351,777	-	2,351,777	-	Complete	2,351,777	(2,351,777)	-100.0%	n/a	100.0%
	Sub-total Community Center Land Acquisition	5,000,000	105,974	5,105,974	4,006,624	-	4,006,624	-		4,006,624	1,099,350	21.5%	78.5%	100.0%
UND	Outside Funding from Washington County Transferred to New Community Park Development	-	(176,000)	(176,000)	-	-	-	-	N/A	-	(176,000)	n/a	n/a	n/a
UND	Outside Funding from Metro Transferred to New Community Park Development	-	(208,251)	(208,251)	-	-	-	-	N/A	-	(208,251)	n/a	n/a	n/a
UND	Authorized Use of Savings for New Neighborhood Parks Land Acquisition Category	-	(715,099)	(715,099)	-	-	-	-	N/A	-	(715,099)	n/a	n/a	n/a
	Total Community Center Land Acquisition	5,000,000	(993,376)	4,006,624	4,006,624	-	4,006,624	-		4,006,624	-	0.0%	100.0%	100.0%
	Bond Administration Costs													
ADM	Debt Issuance Costs	1,393,000	(539,654)	853,346	68,142	-	68,142	-	Complete	68,142	785,204	92.0%	8.0%	100.0%
ADM	Bond Accountant Personnel Costs	-	241,090	241,090	288,678	-	288,678	-	Complete	288,678	(47,588)	-19.7%	119.7%	100.0%
ADM	Deputy Director of Planning Personnel Costs	-	57,454	57,454	57,454	-	57,454	-	Complete	57,454	-	-100.0%	n/a	100.0%
ADM	Communications Support	-	50,000	50,000	12,675	-	12,675	37,325	Budget	50,000	-	0.0%	25.4%	25.4%
ADM	Technology Needs	18,330	-	18,330	23,952	-	23,952	-	Complete	23,952	(5,622)	-30.7%	130.7%	100.0%
ADM	Office Furniture	7,150	-	7,150	5,378	-	5,378	-	Complete	5,378	1,772	24.8%	75.2%	100.0%
ADM	Admin/Consultant Costs	31,520	-	31,520	48,093	-	48,093	-	Complete	48,093	(16,573)	-52.6%	152.6%	100.0%
ADM	Additional Bond Proceeds	-	1,507,717	1,507,717	-	-	-	-	Budget	-	1,507,717	100.0%	0.0%	0.0%
ADM	FY2021-2022 Interest Actual	-	13,327	13,327	-	-	-	-	Complete	-	13,327	100.0%	0.0%	0.0%
ADM	FY2022-2023 Interest Budget	-	8,000	8,000	-	-	-	-	Budget	-	8,000	100.0%	0.0%	0.0%
	Sub-total Bond Administration Costs	1,450,000	1,337,934	2,787,934	504,372	-	504,372	37,325		541,697	2,246,237	80.6%	18.1%	93.1%
UND	Authorized Use of Savings for Deferred Park Maintenance Replacements Category	-	(170,485)	(170,485)	-	-	-	-	N/A	-	(170,485)	n/a	n/a	n/a
UND	Authorized Use of Savings for New Neighborhood Parks Development Category	-	(173,175)	(173,175)	-	-	-	-	N/A	-	(173,175)	n/a	n/a	n/a
UND	Authorized use of savings for SW Quad Community Park & Athletic Fields	-	(930,529)	(930,529)	-	-	-	-	N/A	-	(930,529)	n/a	n/a	n/a
UND	Authorized Use of Savings for ADA/Access Improvements Category	-	(189,890)	(189,890)	-	-	-	-	N/A	-	(189,890)	n/a	n/a	n/a
UND	Authorized Use of Savings for Renovate & Redevelop Neighborhood Parks	-	(419,554)	(419,554)	-	-	-	-	N/A	-	(419,554)	n/a	n/a	n/a
UND	Authorized Use of Savings for Multi-field/ Multi-purpose Athletic Field Dev.	-	(29,022)	(29,022)	-	-	-	-	N/A	-	(29,022)	n/a	n/a	n/a
	Total Bond Administration Costs	1,450,000	(574,722)	875,278	504,372	-	504,372	37,325		541,697	333,581	38.1%	57.6%	93.1%
	Grand Total	100,000,000	4,653,713	104,653,713	102,504,853	183,761	102,688,614	1,631,416		104,320,132	333,581	0.3%	98.1%	98.4%

THPRD Bond Capital Program
Funds Reprogramming Analysis - Based on Category Transfer Eligibility
As of 01/31/2023

	Category (Over) Under Budget
Limited Reprogramming	
Land: New Neighborhood Park	-
New Community Park	-
New Linear Park	-
New Community Center/Park	-
	-
	-
Nat Res: Restoration	-
Acquisition	-
	-
	-
All Other	
New Neighborhood Park Dev	-
Neighborhood Park Renov	-
New Community Park Dev	-
Community Park Renov	-
New Linear Parks and Trails	-
Athletic Field Development	-
Deferred Park Maint Replace	-
Facility Rehabilitation	-
ADA	-
Facility Expansion	-
Bond Admin Costs	333,581
	333,581
	333,581
Grand Total	333,581



MEMORANDUM

Date: February 21, 2023
 To: Board of Directors
 From: Jared Isaksen, Finance Services Director / CFO
 Re: **System Development Report for January 2023**

The Board of Directors approved a resolution implementing the System Development Charge program on November 17, 1998. Below please find the various categories for SDC's, i.e., Single Family, Multiple Family and Non-residential Development. Also listed are the collection amounts for both the City of Beaverton and Washington County, and the 2.6% handling fee for collections through January 2023. This report includes information for the program for fiscal year to date.

Current Rate per Unit		With 2.6% Discount	Current Rate per Unit		With 2.6% Discount
Single Family			Multi-Family		
North Bethany	\$ 14,991.00	\$ 14,601.23	North Bethany	\$ 11,243.00	\$ 10,950.68
Bonny Slope West	11,787.00	11,480.54	Bonny Slope West	8,840.00	8,610.16
South Cooper Mountain	11,787.00	11,480.54	South Cooper Mountain	8,840.00	8,610.16
Other	12,583.00	12,255.84	Other	9,437.00	9,191.64
Accessory Dwelling Unit			Senior Housing		
North Bethany	6,097.00	5,938.48	North Bethany	8,391.00	8,172.83
Other	5,118.00	4,984.93	Other	7,043.00	6,854.25
Non-residential					
Other	589.00	573.69			

City of Beaverton Collection of SDCs

	Gross Receipts	Collection Fee	Net Revenue
26 Single Family Units	\$ 316,450.64	\$ 7,877.70	\$ 308,572.94
379 Multi-family Units	3,085,345.87	80,218.99	3,005,126.88
100 Senior Living	673,777.00	17,518.20	656,258.80
- Non-residential	37,912.78	985.73	36,927.05
505	\$ 4,113,486.30	\$ 106,600.63	\$ 4,006,885.67

Washington County Collection of SDCs

	Gross Receipts	Collection Fee	Net Revenue
204 Single Family Units	\$ 2,737,095.19	\$ 70,416.40	\$ 2,666,678.79
(21) Less SFR Credits	(286,523.39)	(7,143.24)	(279,380.15)
56 Multi-family Units	406,640.00	10,572.64	396,067.36
(23) Less MFR Credits	(203,320.00)	(5,286.32)	(198,033.68)
14 Accessory Dwelling Units	70,346.06	1,748.76	68,597.30
(2) Less: ADU Credits	(9,588.01)	(249.29)	(9,338.72)
82 Senior Living	550,515.73	9,336.01	541,179.72
(6) Less SL Credits	(43,960.62)	(1,033.22)	(42,927.40)
1 Non-residential	41,710.53	884.71	40,825.82
- Processing fee for waived units	(50.00)	-	(50.00)
305	\$ 3,262,865.50	\$ 79,246.46	\$ 3,183,619.04

Recap by Agency

	Percent	Gross Receipts	Collection Fee	Net Revenue
505 City of Beaverton	55.72%	\$ 4,113,486.30	\$ 106,600.63	\$ 4,006,885.67
305 Washington County	44.28%	3,262,865.50	79,246.46	3,183,619.04
810	100.00%	\$ 7,376,351.79	\$ 185,847.08	\$ 7,190,504.71

System Development Charge Report, January 2023

Recap by Dwelling

	<u>Single Family</u>	<u>Multi-Family</u>	<u>ADU</u>	<u>Senior Living</u>	<u>Total</u>
City of Beaverton	26	379	-	100	505
Washington County	183	33	13	76	305
	<u>209</u>	<u>412</u>	<u>13</u>	<u>176</u>	<u>810</u>

Total Receipts Fiscal Year to Date

Gross Receipts	\$	7,376,351.79	
Collection Fees		(185,847.08)	
	\$	7,190,504.71	
Grants & Others	\$	-	
Interest	\$	522,999.85	\$ 7,713,504.56

Total Payments Fiscal Year to Date

Refunds	\$	-	
Administrative Costs		(100.00)	
Project Costs -- Development		(431,977.09)	
Project Costs -- Land Acquisition		(629,728.26)	(1,061,805.35)
			<u>\$ 6,651,699.21</u>

Beginning Balance 7/1/22			36,980,270.56
Current Balance			<u>\$ 43,631,969.77</u>

Recap by Month, FY 2022/23

	<u>Net Receipts</u>	<u>Expenditures</u>	<u>Interest</u>	<u>SDC Fund Total</u>
July	\$ 3,286,080.35	\$ (159,300.90)	\$ 26,931.58	\$ 3,153,711.03
August	469,564.02	(17,549.90)	37,986.25	490,000.37
September	596,532.56	(20,578.03)	45,361.57	621,316.10
October	1,130,918.52	(479,927.89)	55,779.73	706,770.36
November	61,279.20	(48,088.53)	72,050.03	85,240.70
December	844,826.74	(81,134.96)	20,647.35	784,339.13
January	801,203.32	(255,125.14)	264,243.34	810,321.52
February	-	-	-	-
March	-	-	-	-
April	-	-	-	-
May	-	-	-	-
June	-	-	-	-
	<u>\$ 7,190,404.71</u>	<u>\$ (1,061,705.35)</u>	<u>\$ 522,999.85</u>	<u>\$ 6,651,699.21</u>

Beginning Balance 7/1/22				36,980,270.56
Current Balance				<u>\$ 43,631,969.77</u>

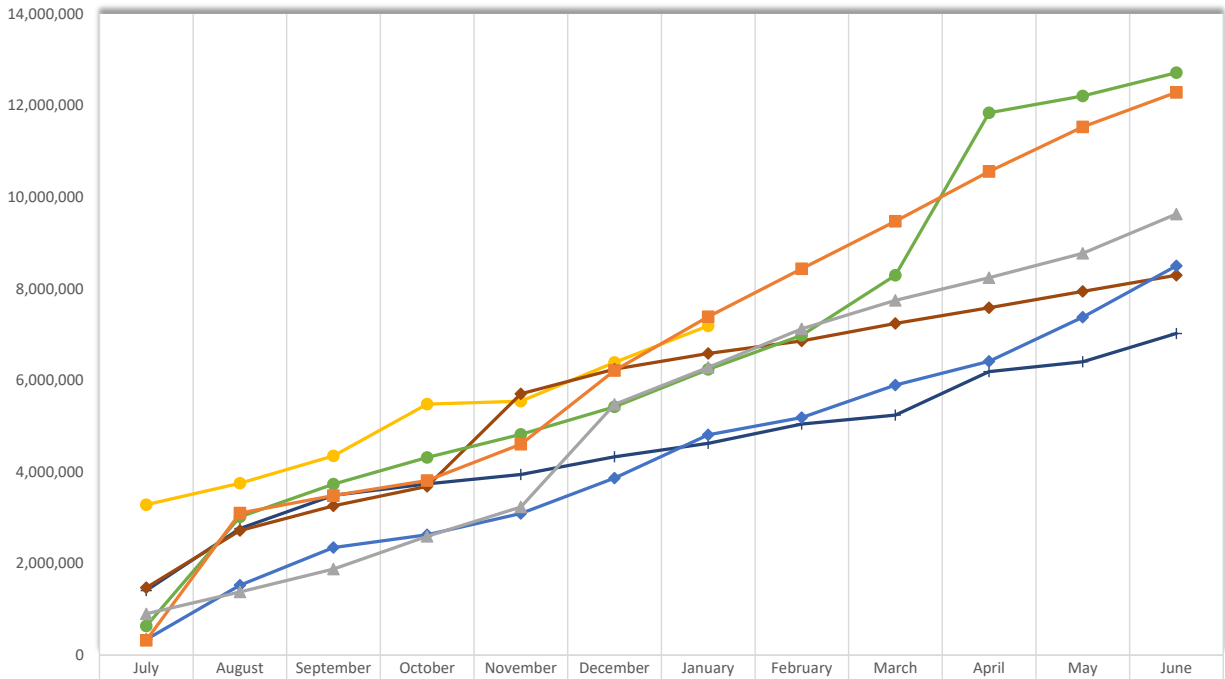
Recap by Month, by Unit

	<u>Single Family</u>	<u>Multi-Family</u>	<u>Senior Living</u>	<u>ADU</u>	<u>Total Units</u>
July	21	270	100	3	394
August	33	-	-	4	37
September	28	33	6	2	69
October	28	61	70	2	161
November	5	-	-	-	5
December	65	-	-	-	65
January	29	48	-	2	79
February	-	-	-	-	-
March	-	-	-	-	-
April	-	-	-	-	-
May	-	-	-	-	-
June	-	-	-	-	-
	<u>209</u>	<u>412</u>	<u>176</u>	<u>13</u>	<u>810</u>

Affordable Housing Waivers

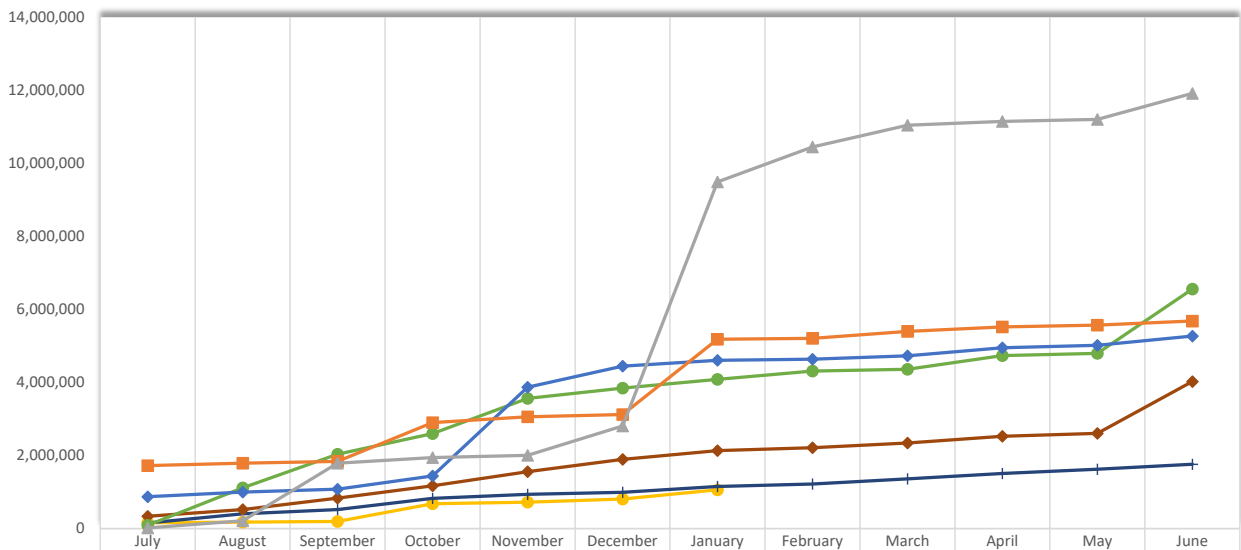
	<u># 100%</u>	<u>Value</u>	<u># 50%</u>	<u>Value</u>	<u>Total Value</u>
January	1	14,934	-	-	14,934
Total through 01/2023	<u>1</u>	<u>\$ 14,934</u>	<u>-</u>	<u>\$ -</u>	<u>\$ 14,934</u>

SDC NET RECEIPTS



	July	August	September	October	November	December	January	February	March	April	May	June
2022/23	3,286,080	3,755,644	4,352,177	5,483,095	5,544,375	6,389,201	7,190,405					
2021/22	1,411,759	2,764,286	3,488,116	3,740,257	3,947,333	4,331,144	4,624,587	5,045,186	5,240,197	6,188,607	6,407,442	7,024,475
2020/21	1,474,029	2,722,280	3,260,794	3,686,034	5,704,359	6,244,594	6,586,554	6,863,509	7,242,545	7,585,365	7,941,664	8,295,053
2019/20	638,062	3,022,394	3,733,680	4,316,119	4,822,899	5,422,459	6,239,824	6,982,430	8,296,568	11,843,150	12,208,515	12,716,582
2018/19	342,858	1,526,692	2,350,386	2,629,308	3,092,119	3,868,051	4,809,035	5,188,855	5,895,483	6,416,413	7,378,531	8,500,335
2017/18	326,031	3,101,921	3,483,829	3,811,088	4,606,202	6,214,455	7,389,329	8,435,744	9,474,756	10,559,729	11,531,646	12,287,676
2016/17	903,889	1,379,228	1,878,472	2,593,985	3,237,143	5,477,462	6,284,722	7,127,328	7,748,639	8,238,832	8,775,911	9,631,363

SDC EXPENDITURES



	July	August	September	October	November	December	January	February	March	April	May	June
2022/23	159,301	176,851	197,429	677,357	725,445	806,580	1,061,705					
2021/22	152,827	403,143	519,003	825,806	939,875	994,203	1,153,184	1,218,951	1,358,790	1,511,047	1,626,926	1,761,170
2020/21	336,745	523,316	836,028	1,170,934	1,557,126	1,895,527	2,135,489	2,216,234	2,340,813	2,524,848	2,606,885	4,026,474
2019/20	90,850	1,117,938	2,033,035	2,599,511	3,566,694	3,844,435	4,082,474	4,311,955	4,361,775	4,734,014	4,796,361	6,557,239
2018/19	872,928	999,047	1,078,920	1,442,729	3,867,881	4,445,802	4,609,342	4,637,284	4,731,854	4,950,818	5,014,841	5,270,778
2017/18	1,724,189	1,789,956	1,841,475	2,898,204	3,062,924	3,123,925	5,183,213	5,210,292	5,399,850	5,524,037	5,573,045	5,683,260
2016/17	17,397	216,457	1,791,314	1,940,738	2,004,685	2,809,485	9,492,291	10,448,244	11,040,465	11,150,105	11,201,202	11,915,292